

# RALLY DE PIÇARRAS - CAMPEONATO RALLY SC 2012



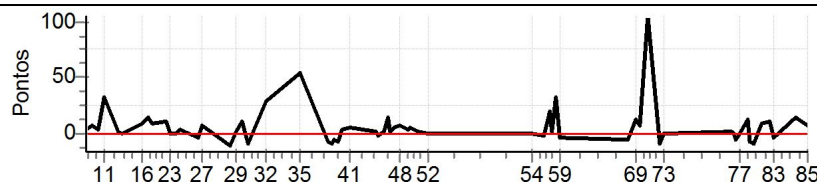
## Performance Individual

PC	Tp	Trc	DistPC	Ideal	Passagem	Pen	Erro	Pontos	NoPC	AtePC
<b>N</b>	<b>101</b>	101 / Rafael Machado - Cabongue / Neto Andrade								
		Cat / NL / Largada ESTREANTES / 57 / 09:27:00								
		Balneario Camboriu TRITON								
PC	Tp	Trc	DistPC	Ideal	Passagem	Pen	Erro	Pontos	NoPC	AtePC
8	Tmp	31	0.615	10:10:51.58	10:10:52.00	0	0.4s	+4	2°	2°
9	Tmp	37	1.469	10:12:35.68	10:12:36.49	0	0.8s	+8	3°	3°
10	Tmp	40	1.896	10:13:39.49	10:13:39.82	0	0.3s	+3	3°	2°
11	Tmp	44	2.401	10:15:10.70	10:15:13.96	0	3.3s	+33	3°	2°
13	Tmp	53	3.389	10:19:05.73	10:19:05.91	0	0.2s	+2	2°	2°
14	Tmp	56	3.770	10:19:55.05	10:19:55.08	0	0.0s	0	2°	2°
15	Tmp	63	0.322	10:22:00.56	10:22:00.89	0	0.3s	+3	3°	2°
16	Tmp	71	1.859	10:24:53.70	10:24:54.64	0	0.9s	+9	5°	2°
17	Tmp	75	2.686	10:26:34.64	10:26:36.14	0	1.5s	[+15]	3°	2°
20	Tmp	79	0.200	10:27:16.65	10:27:17.56	0	0.9s	+9	4°	2°
22	Tmp	89	0.874	10:30:55.55	10:30:56.67	0	1.1s	+11	3°	2°
23	Tmp	93	0.051	10:31:57.05	10:31:56.99	0	0.1s	-1	1°	2°
24	Tmp	99	0.053	10:33:21.39	10:33:21.39	0	0.0s	0	1°	2°
25	Tmp	102	0.051	10:34:21.34	10:34:21.78	0	0.4s	+4	3°	2°
26	Tmp	109	0.053	10:39:10.58	10:39:10.28	0	0.3s	-3	4°	2°
27	Tmp	112	0.051	10:40:10.53	10:40:11.32	0	0.8s	+8	4°	2°
28	Tmp	119	1.024	10:47:18.90	10:47:17.83	0	1.1s	-11	6°	2°
29	Tmp	125	0.403	10:48:46.43	10:48:46.52	0	0.1s	+1	3°	2°
30	Tmp	129	0.888	10:49:56.57	10:49:57.65	0	1.1s	+11	1°	2°
31	Tmp	135	0.444	10:51:35.69	10:51:34.81	0	0.9s	-9	7°	2°
32	Tmp	143	0.488	10:56:05.30	10:56:08.22	0	2.9s	[+29]	9°	2°
35	Tmp	155	0.373	11:04:50.22	11:04:55.61	0	5.4s	[+54]	11°	2°
36	Tmp	159	0.044	11:12:02.68	11:12:01.89	0	0.8s	-8	4°	2°
37	Tmp	161	0.266	11:12:37.79	11:12:36.92	0	0.9s	-9	4°	2°
38	Tmp	163	0.615	11:13:20.23	11:13:19.74	0	0.5s	-5	3°	2°
39	Tmp	167	0.105	11:14:24.06	11:14:23.41	0	0.7s	-7	7°	2°
40	Tmp	169	0.597	11:15:19.76	11:15:20.09	0	0.3s	+3	1°	2°
41	Tmp	174	1.593	11:17:14.52	11:17:15.05	0	0.5s	+5	4°	2°
42	Tmp	185	0.961	11:23:50.04	11:23:50.26	0	0.2s	+2	3°	2°
43	Tmp	186	1.226	11:24:23.24	11:24:23.05	0	0.2s	-2	4°	2°
44	Tmp	191	0.104	11:25:55.12	11:25:55.29	0	0.2s	+2	1°	2°
45	Tmp	195	0.044	11:27:07.32	11:27:08.74	0	1.4s	+14	7°	2°
46	Tmp	197	0.244	11:27:37.47	11:27:37.61	0	0.1s	+1	2°	2°
47	Tmp	199	0.854	11:28:40.78	11:28:41.41	0	0.6s	+6	3°	2°
48	Tmp	205	0.478	11:30:02.64	11:30:03.37	0	0.7s	+7	4°	2°
49	Tmp	209	1.635	11:32:05.40	11:32:05.84	0	0.4s	+4	3°	2°
50	Tmp	211	1.733	11:32:20.17	11:32:20.76	0	0.6s	+6	6°	2°
51	Tmp	215	0.972	11:34:40.12	11:34:40.33	0	0.2s	+2	2°	2°
52	Tmp	221	2.338	11:36:58.39	11:36:58.28	0	0.1s	-1	3°	2°
<b>Etapa A</b>	<b>Num</b>	<b>101</b>	<b>Pen</b>	<b>0</b>	<b>PCZ</b>	<b>2</b>	<b>Total PP</b>	<b>214</b>	<b>PG</b>	<b>15</b>
53	Tmp	235	0.754	11:57:48.05	11:57:48.09	0	0.0s	0	3°	3°
54	Tmp	238	4.407	12:03:17.97	12:03:17.87	0	0.1s	-1	3°	2°
55	Tmp	243	0.248	12:06:15.95	12:06:15.74	0	0.2s	-2	1°	1°
56	Tmp	249	0.461	12:07:33.56	12:07:35.41	0	1.9s	[+19]	3°	1°
57	Tmp	250	0.779	12:08:18.97	12:08:19.15	0	0.2s	+2	2°	1°
58	Tmp	254	1.201	12:09:32.17	12:09:35.50	0	3.3s	+33	10°	2°
59	Tmp	257	0.230	12:10:17.55	12:10:17.29	0	0.3s	-3	2°	1°
68	Tmp	285	1.352	12:27:34.02	12:27:33.38	0	0.6s	-6	7°	2°
69	Tmp	290	0.508	12:29:29.63	12:29:30.81	0	1.2s	+12	2°	2°
70	Tmp	291	0.859	12:30:14.87	12:30:15.54	0	0.7s	+7	3°	2°
71	Tmp	298	0.342	12:32:34.33	12:32:44.86	0	10.5s	[+105]	9°	3°
72	Tmp	303	1.090	12:35:30.86	12:35:29.84	0	1.0s	-10	2°	3°
73	Tmp	305	1.623	12:36:43.86	12:36:43.90	0	0.0s	0	4°	3°
74	Tmp	311	0.914	12:53:26.79	12:53:26.92	0	0.1s	+1	4°	3°
75	Tmp	312	1.268	12:54:03.89	12:54:03.83	0	0.1s	-1	3°	2°
76	Tmp	314	1.612	12:54:44.78	12:54:44.18	0	0.6s	-6	5°	4°
77	Tmp	316	2.192	12:55:48.28	12:55:48.15	0	0.1s	-1	2°	2°

PC	Tp	Trc	DistPC	Ideal	Passagem	Pen	Erro	Pontos	NoPC	AtePC
78	Tmp	321	0.333	12:57:26.41	12:57:27.60	0	1.2s	+12	4°	4°
79	Tmp	323	0.581	12:57:56.76	12:57:55.94	0	0.8s	-8	7°	5°
80	Tmp	326	1.106	12:59:09.84	12:59:08.80	0	1.0s	-10	7°	5°
81	Tmp	333	0.076	13:01:00.47	13:01:01.41	0	0.9s	+9	3°	5°
82	Tmp	337	1.243	13:03:11.90	13:03:12.88	0	1.0s	+10	5°	5°
83	Tmp	338	1.687	13:03:59.72	13:03:59.37	0	0.4s	-4	2°	5°
84	Tmp	345	2.130	13:09:38.57	13:09:39.96	0	1.4s	+14	6°	5°
85	Tmp	348	4.158	13:12:48.16	13:12:48.92	0	0.8s	+8	6°	5°

<b>Etapa B</b>	<b>Num</b>	<b>101</b>	<b>Pen</b>	<b>0</b>	<b>PCZ</b>	<b>2</b>	<b>Total PP</b>	<b>160</b>	<b>PG</b>	<b>11</b>
----------------	------------	------------	------------	----------	------------	----------	-----------------	------------	-----------	-----------

<b>Num</b>	<b>57</b>	<b>A PG</b>	<b>15</b>	<b>2°</b>	<b>B PG</b>	<b>11</b>	<b>5°</b>	<b>Tot PG</b>	<b>26</b>	<b>Col.</b>	<b>2°</b>
------------	-----------	-------------	-----------	-----------	-------------	-----------	-----------	---------------	-----------	-------------	-----------



# RALLY DE PIÇARRAS - CAMPEONATO RALLY SC 2012



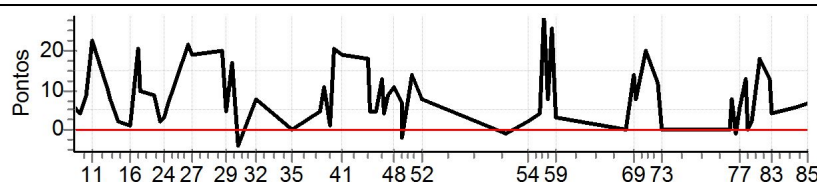
## Performance Individual

PC	Tp	Trc	DistPC	Ideal	Passagem	Pen	Erro	Pontos	NoPC	AtePC
<b>N</b>	<b>102</b>	102 / Edson Luiz Bailoni Pereira / Lucas de Moraes Pereira								
		Cat / NL / Largada ESTREANTES / 58 / 09:28:00								
		Joinville SUZUKI-VITARA								
PC	Tp	Trc	DistPC	Ideal	Passagem	Pen	Erro	Pontos	NoPC	AtePC
8	Tmp	31	0.615	10:11:51.58	10:11:52.13	0	0.6s	+6	3°	3°
9	Tmp	37	1.469	10:13:35.68	10:13:36.11	0	0.4s	+4	1°	2°
10	Tmp	40	1.896	10:14:39.49	10:14:40.43	0	0.9s	+9	6°	3°
11	Tmp	44	2.401	10:16:10.70	10:16:12.98	0	2.3s	[+23]	2°	3°
13	Tmp	53	3.389	10:20:05.73	10:20:06.77	0	1.0s	+10	7°	3°
14	Tmp	56	3.770	10:20:55.05	10:20:55.87	0	0.8s	+8	6°	3°
15	Tmp	63	0.322	10:23:00.56	10:23:00.79	0	0.2s	+2	2°	3°
16	Tmp	71	1.859	10:25:53.70	10:25:53.76	0	0.1s	+1	2°	3°
17	Tmp	75	2.686	10:27:34.64	10:27:36.71	0	2.1s	[+21]	4°	3°
20	Tmp	79	0.200	10:28:16.65	10:28:17.68	0	1.0s	+10	5°	3°
22	Tmp	89	0.874	10:31:55.55	10:31:56.46	0	0.9s	+9	2°	3°
23	Tmp	93	0.051	10:32:57.05	10:32:57.27	0	0.2s	+2	3°	3°
24	Tmp	99	0.053	10:34:21.39	10:34:21.72	0	0.3s	+3	3°	3°
25	Tmp	102	0.051	10:35:21.34	10:35:22.08	0	0.7s	+7	4°	3°
26	Tmp	109	0.053	10:40:10.58	10:40:12.79	0	2.2s	[+22]	8°	3°
27	Tmp	112	0.051	10:41:10.53	10:41:12.43	0	1.9s	+19	6°	4°
28	Tmp	119	1.024	10:48:18.90	10:48:20.91	0	2.0s	+20	8°	4°
29	Tmp	125	0.403	10:49:46.43	10:49:46.96	0	0.5s	+5	5°	4°
30	Tmp	129	0.888	10:50:56.57	10:50:58.25	0	1.7s	+17	2°	4°
31	Tmp	135	0.444	10:52:35.69	10:52:35.31	0	0.4s	-4	3°	4°
32	Tmp	143	0.488	10:57:05.30	10:57:06.08	0	0.8s	+8	2°	4°
35	Tmp	155	0.373	11:05:50.22	11:05:50.18	0	0.0s	0	1°	3°
36	Tmp	159	0.044	11:13:02.68	11:13:03.21	0	0.5s	+5	2°	3°
37	Tmp	161	0.266	11:13:37.79	11:13:38.89	0	1.1s	+11	6°	3°
38	Tmp	163	0.615	11:14:20.23	11:14:21.05	0	0.8s	+8	5°	3°
39	Tmp	167	0.105	11:15:24.06	11:15:24.12	0	0.1s	+1	4°	3°
40	Tmp	169	0.597	11:16:19.76	11:16:21.84	0	2.1s	+21	6°	3°
41	Tmp	174	1.593	11:18:14.52	11:18:16.44	0	1.9s	+19	6°	4°
42	Tmp	185	0.961	11:24:50.04	11:24:51.80	0	1.8s	+18	5°	4°
43	Tmp	186	1.226	11:25:23.24	11:25:23.75	0	0.5s	+5	5°	4°
44	Tmp	191	0.104	11:26:55.12	11:26:55.66	0	0.5s	+5	3°	4°
45	Tmp	195	0.044	11:28:07.32	11:28:08.62	0	1.3s	+13	6°	4°
46	Tmp	197	0.244	11:28:37.47	11:28:37.88	0	0.4s	+4	4°	4°
47	Tmp	199	0.854	11:29:40.78	11:29:41.71	0	0.9s	+9	5°	4°
48	Tmp	205	0.478	11:31:02.64	11:31:03.78	0	1.1s	+11	5°	4°
49	Tmp	209	1.635	11:33:05.40	11:33:06.11	0	0.7s	+7	5°	4°
50	Tmp	211	1.733	11:33:20.17	11:33:19.96	0	0.2s	-2	2°	4°
51	Tmp	215	0.972	11:35:40.12	11:35:41.54	0	1.4s	+14	4°	4°
52	Tmp	221	2.338	11:37:58.39	11:37:59.19	0	0.8s	+8	6°	4°
<b>Etapa A</b>	<b>Num</b>	<b>102</b>	<b>Pen</b>	<b>0</b>	<b>PCZ</b>	<b>1</b>	<b>Total PP</b>	<b>305</b>	<b>PG</b>	<b>12</b>
53	Tmp	235	0.754	11:58:48.05	11:58:47.98	0	0.1s	-1	5°	5°
54	Tmp	238	4.407	12:04:17.97	12:04:18.16	0	0.2s	+2	5°	5°
55	Tmp	243	0.248	12:07:15.95	12:07:16.36	0	0.4s	+4	3°	5°
56	Tmp	249	0.461	12:08:33.56	12:08:36.43	0	2.9s	[+29]	6°	3°
57	Tmp	250	0.779	12:09:18.97	12:09:19.79	0	0.8s	+8	7°	3°
58	Tmp	254	1.201	12:10:32.17	12:10:34.78	0	2.6s	[+26]	8°	5°
59	Tmp	257	0.230	12:11:17.55	12:11:17.80	0	0.3s	+3	1°	5°
68	Tmp	285	1.352	12:28:34.02	12:28:33.98	0	0.0s	0	3°	5°
69	Tmp	290	0.508	12:30:29.63	12:30:30.99	0	1.4s	+14	3°	4°
70	Tmp	291	0.859	12:31:14.87	12:31:15.65	0	0.8s	+8	4°	4°
71	Tmp	298	0.342	12:33:34.33	12:33:36.28	0	2.0s	+20	2°	4°
72	Tmp	303	1.090	12:36:30.86	12:36:32.09	0	1.2s	+12	4°	4°
73	Tmp	305	1.623	12:37:43.86	12:37:43.89	0	0.0s	0	3°	4°
74	Tmp	311	0.914	12:54:26.79	12:54:26.83	0	0.0s	0	2°	4°
75	Tmp	312	1.268	12:55:03.89	12:55:04.68	0	0.8s	+8	4°	4°
76	Tmp	314	1.612	12:55:44.78	12:55:44.72	0	0.1s	-1	3°	3°
77	Tmp	316	2.192	12:56:48.28	12:56:48.92	0	0.6s	+6	5°	3°

PC	Tp	Trc	DistPC	Ideal	Passagem	Pen	Erro	Pontos	NoPC	AtePC
78	Tmp	321	0.333	12:58:26.41	12:58:27.72	0	1.3s	+13	5°	5°
79	Tmp	323	0.581	12:58:56.76	12:58:56.78	0	0.0s	0	3°	3°
80	Tmp	326	1.106	13:00:09.84	13:00:10.02	0	0.2s	+2	3°	2°
81	Tmp	333	0.076	13:02:00.47	13:02:02.24	0	1.8s	+18	4°	3°
82	Tmp	337	1.243	13:04:11.90	13:04:13.15	0	1.3s	+13	6°	4°
83	Tmp	338	1.687	13:04:59.72	13:05:00.11	0	0.4s	+4	1°	3°
84	Tmp	345	2.130	13:10:38.57	13:10:39.15	0	0.6s	+6	3°	3°
85	Tmp	348	4.158	13:13:48.16	13:13:48.85	0	0.7s	+7	5°	3°

<b>Etapa B</b>	<b>Num</b>	<b>102</b>	<b>Pen</b>	<b>0</b>	<b>PCZ</b>	<b>4</b>	<b>Total PP</b>	<b>150</b>	<b>PG</b>	<b>13</b>
----------------	------------	------------	------------	----------	------------	----------	-----------------	------------	-----------	-----------

<b>Num</b>	<b>58</b>	<b>A PG</b>	<b>12</b>	<b>4°</b>	<b>B PG</b>	<b>13</b>	<b>3°</b>	<b>Tot PG</b>	<b>25</b>	<b>Col.</b>	<b>5°</b>
------------	-----------	-------------	-----------	-----------	-------------	-----------	-----------	---------------	-----------	-------------	-----------



# RALLY DE PIÇARRAS - CAMPEONATO RALLY SC 2012



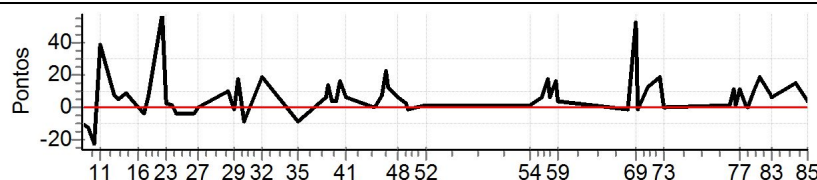
## Performance Individual

PC	Tp	Trc	DistPC	Ideal	Passagem	Pen	Erro	Pontos	NoPC	AtePC
<b>N</b>	<b>u</b>	<b>107</b>	107 / Douglas de Andrade / Eduardo Kruger							
			Cat / NL / Largada		ESTREANTES / 59 / 09:29:00					
			Jaragua do Sul				TROLLER			
<b>m</b>	<b>4º</b>									
PC	Tp	Trc	DistPC	Ideal	Passagem	Pen	Erro	Pontos	NoPC	AtePC
8	Tmp	31	0.615	10:12:51.58	10:12:50.58	0	1.0s	-10	4º	4º
9	Tmp	37	1.469	10:14:35.68	10:14:34.50	0	1.2s	-12	6º	5º
10	Tmp	40	1.896	10:15:39.49	10:15:37.32	0	2.2s	[-22]	7º	5º
11	Tmp	44	2.401	10:17:10.70	10:17:14.47	0	3.8s	+38	4º	5º
13	Tmp	53	3.389	10:21:05.73	10:21:06.55	0	0.8s	+8	5º	5º
14	Tmp	56	3.770	10:21:55.05	10:21:55.54	0	0.5s	+5	4º	4º
15	Tmp	63	0.322	10:24:00.56	10:24:01.50	0	0.9s	+9	5º	4º
16	Tmp	71	1.859	10:26:53.70	10:26:53.74	0	0.0s	0	1º	4º
17	Tmp	75	2.686	10:28:34.64	10:28:34.37	0	0.3s	-3	2º	4º
20	Tmp	79	0.200	10:29:16.65	10:29:17.26	0	0.6s	+6	3º	4º
22	Tmp	89	0.874	10:32:55.55	10:33:01.29	0	5.7s	[+57]	6º	4º
23	Tmp	93	0.051	10:33:57.05	10:33:57.35	0	0.3s	+3	4º	4º
24	Tmp	99	0.053	10:35:21.39	10:35:21.48	0	0.1s	+1	2º	4º
25	Tmp	102	0.051	10:36:21.34	10:36:20.93	0	0.4s	-4	2º	4º
26	Tmp	109	0.053	10:41:10.58	10:41:10.33	0	0.3s	-3	3º	4º
27	Tmp	112	0.051	10:42:10.53	10:42:10.54	0	0.0s	0	1º	3º
28	Tmp	119	1.024	10:49:18.90	10:49:19.87	0	1.0s	+10	5º	3º
29	Tmp	125	0.403	10:50:46.43	10:50:46.36	0	0.1s	-1	2º	3º
30	Tmp	129	0.888	10:51:56.57	10:51:58.37	0	1.8s	+18	3º	3º
31	Tmp	135	0.444	10:53:35.69	10:53:34.94	0	0.8s	-8	6º	3º
32	Tmp	143	0.488	10:58:05.30	10:58:07.23	0	1.9s	+19	6º	3º
35	Tmp	155	0.373	11:06:50.22	11:06:49.46	0	0.8s	-8	5º	4º
36	Tmp	159	0.044	11:14:02.68	11:14:03.39	0	0.7s	+7	3º	4º
37	Tmp	161	0.266	11:14:37.79	11:14:39.19	0	1.4s	+14	7º	4º
38	Tmp	163	0.615	11:15:20.23	11:15:20.66	0	0.4s	+4	2º	4º
39	Tmp	167	0.105	11:16:24.06	11:16:24.45	0	0.4s	+4	6º	4º
40	Tmp	169	0.597	11:17:19.76	11:17:21.39	0	1.6s	+16	5º	4º
41	Tmp	174	1.593	11:19:14.52	11:19:15.21	0	0.7s	+7	5º	3º
42	Tmp	185	0.961	11:25:50.04	11:25:50.07	0	0.0s	0	1º	3º
43	Tmp	186	1.226	11:26:23.24	11:26:23.40	0	0.2s	+2	3º	3º
44	Tmp	191	0.104	11:27:55.12	11:27:55.95	0	0.8s	+8	4º	3º
45	Tmp	195	0.044	11:29:07.32	11:29:09.54	0	2.2s	[+22]	8º	3º
46	Tmp	197	0.244	11:29:37.47	11:29:38.71	0	1.2s	+12	6º	3º
47	Tmp	199	0.854	11:30:40.78	11:30:41.77	0	1.0s	+10	6º	3º
48	Tmp	205	0.478	11:32:02.64	11:32:03.23	0	0.6s	+6	3º	3º
49	Tmp	209	1.635	11:34:05.40	11:34:05.71	0	0.3s	+3	2º	3º
50	Tmp	211	1.733	11:34:20.17	11:34:20.06	0	0.1s	-1	1º	3º
51	Tmp	215	0.972	11:36:40.12	11:36:40.08	0	0.0s	0	1º	3º
52	Tmp	221	2.338	11:38:58.39	11:38:58.47	0	0.1s	+1	2º	3º
<b>Etapa A</b>	<b>Num</b>	<b>107</b>	<b>Pen</b>	<b>0</b>	<b>PCZ</b>	<b>4</b>	<b>Total PP</b>	<b>261</b>	<b>PG</b>	<b>13</b>
53	Tmp	235	0.754	11:59:48.05	11:59:48.16	0	0.1s	+1	4º	4º
54	Tmp	238	4.407	12:05:17.97	12:05:18.06	0	0.1s	+1	2º	4º
55	Tmp	243	0.248	12:08:15.95	12:08:16.65	0	0.7s	+7	4º	4º
56	Tmp	249	0.461	12:09:33.56	12:09:35.24	0	1.7s	+17	2º	4º
57	Tmp	250	0.779	12:10:18.97	12:10:19.70	0	0.7s	+7	5º	4º
58	Tmp	254	1.201	12:11:32.17	12:11:33.80	0	1.6s	+16	7º	3º
59	Tmp	257	0.230	12:12:17.55	12:12:17.90	0	0.4s	+4	3º	3º
68	Tmp	285	1.352	12:29:34.02	12:29:33.89	0	0.1s	-1	4º	3º
69	Tmp	290	0.508	12:31:29.63	12:31:34.84	0	5.2s	[+52]	5º	3º
70	Tmp	291	0.859	12:32:14.87	12:32:14.79	0	0.1s	-1	1º	3º
71	Tmp	298	0.342	12:34:34.33	12:34:35.57	0	1.2s	+12	1º	2º
72	Tmp	303	1.090	12:37:30.86	12:37:32.75	0	1.9s	[+19]	5º	2º
73	Tmp	305	1.623	12:38:43.86	12:38:43.90	0	0.0s	0	2º	2º
74	Tmp	311	0.914	12:55:26.79	12:55:26.87	0	0.1s	+1	3º	2º
75	Tmp	312	1.268	12:56:03.89	12:56:05.02	0	1.1s	+11	5º	3º
76	Tmp	314	1.612	12:56:44.78	12:56:44.92	0	0.1s	+1	2º	2º
77	Tmp	316	2.192	12:57:48.28	12:57:49.34	0	1.1s	+11	6º	5º

PC	Tp	Trc	DistPC	Ideal	Passagem	Pen	Erro	Pontos	NoPC	AtePC
78	Tmp	321	0.333	12:59:26.41	12:59:26.62	0	0.2s	+2	1º	2º
79	Tmp	323	0.581	12:59:56.76	12:59:56.74	0	0.0s	0	2º	2º
80	Tmp	326	1.106	13:01:09.84	13:01:10.79	0	1.0s	+10	6º	4º
81	Tmp	333	0.076	13:03:00.47	13:03:02.36	0	1.9s	+19	5º	4º
82	Tmp	337	1.243	13:05:11.90	13:05:12.84	0	0.9s	+9	4º	3º
83	Tmp	338	1.687	13:05:59.72	13:06:00.31	0	0.6s	+6	4º	4º
84	Tmp	345	2.130	13:11:38.57	13:11:40.04	0	1.5s	+15	7º	4º
85	Tmp	348	4.158	13:14:48.16	13:14:48.56	0	0.4s	+4	2º	4º

<b>Etapa B</b>	<b>Num</b>	<b>107</b>	<b>Pen</b>	<b>0</b>	<b>PCZ</b>	<b>2</b>	<b>Total PP</b>	<b>156</b>	<b>PG</b>	<b>12</b>
----------------	------------	------------	------------	----------	------------	----------	-----------------	------------	-----------	-----------

<b>Num</b>	<b>59</b>	<b>A PG</b>	<b>13</b>	<b>3º</b>	<b>B PG</b>	<b>12</b>	<b>4º</b>	<b>Tot PG</b>	<b>25</b>	<b>Col.</b>	<b>4º</b>
------------	-----------	-------------	-----------	-----------	-------------	-----------	-----------	---------------	-----------	-------------	-----------



# RALLY DE PIÇARRAS - CAMPEONATO RALLY SC 2012



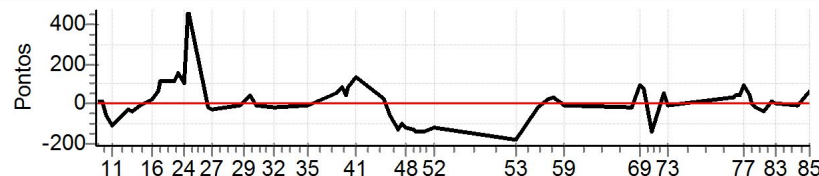
## Performance Individual

PC	Tp	Trc	DistPC	Ideal	Passagem	Pen	Erro	Pontos	NoPC	AtePC
<b>N</b>	<b>u</b>	<b>110</b>	110 / Emilio Floriani Neto / Kiko Nass							
			Cat / NL / Largada		ESTREANTES / 60 / 09:30:00					
			Jaragua do Sul				TROLLER			
PC	Tp	Trc	DistPC	Ideal	Passagem	Pen	Erro	Pontos	NoPC	AtePC
8	Tmp	31	0.615	10:13:51.58	10:13:52.77	0	1.2s	+12	5°	5°
9	Tmp	37	1.469	10:15:35.68	10:15:36.53	0	0.9s	+9	4°	4°
10	Tmp	40	1.896	10:16:39.49	10:16:33.64	0	5.9s	-59	8°	8°
11	Tmp	44	2.401	10:18:10.70	10:18:00.09	0	10.6s	-106	7°	8°
13	Tmp	53	3.389	10:22:05.73	10:22:02.43	0	3.3s	-33	9°	8°
14	Tmp	56	3.770	10:22:55.05	10:22:51.22	0	3.8s	-38	8°	8°
15	Tmp	63	0.322	10:25:00.56	10:25:00.13	0	0.4s	-4	4°	8°
16	Tmp	71	1.859	10:27:53.70	10:27:56.13	0	2.4s	[+24]	7°	7°
17	Tmp	75	2.686	10:29:34.64	10:29:41.26	0	6.6s	+66	8°	7°
20	Tmp	79	0.200	10:30:16.65	10:30:28.32	0	11.7s	+117	7°	7°
22	Tmp	89	0.874	10:33:55.55	10:34:06.69	0	11.1s	+111	7°	7°
23	Tmp	93	0.051	10:34:57.05	10:35:12.97	0	15.9s	+159	7°	7°
24	Tmp	99	0.053	10:36:21.39	10:36:32.19	0	10.8s	+108	7°	7°
25	Tmp	102	0.051	10:37:21.34	10:38:08.98	0	47.6s	[+476]	9°	7°
26	Tmp	109	0.053	10:42:10.58	10:42:08.55	0	2.0s	-20	7°	7°
27	Tmp	112	0.051	10:43:10.53	10:43:07.94	0	2.6s	[-26]	9°	7°
28	Tmp	119	1.024	10:50:18.90	10:50:17.59	0	1.3s	-13	7°	7°
29	Tmp	125	0.403	10:51:46.43	10:51:47.32	0	0.9s	+9	6°	7°
30	Tmp	129	0.888	10:52:56.57	10:53:00.99	0	4.4s	+44	6°	7°
31	Tmp	135	0.444	10:54:35.69	10:54:34.71	0	1.0s	-10	8°	7°
32	Tmp	143	0.488	10:59:05.30	10:59:03.60	0	1.7s	-17	5°	7°
35	Tmp	155	0.373	11:07:50.22	11:07:49.83	0	0.4s	-4	4°	7°
36	Tmp	159	0.044	11:15:02.68	11:15:07.98	0	5.3s	+53	8°	7°
37	Tmp	161	0.266	11:15:37.79	11:15:44.13	0	6.3s	+63	8°	7°
38	Tmp	163	0.615	11:16:20.23	11:16:29.15	0	8.9s	+89	9°	7°
39	Tmp	167	0.105	11:17:24.06	11:17:28.65	0	4.6s	+46	10°	7°
40	Tmp	169	0.597	11:18:19.76	11:18:27.80	0	8.0s	+80	10°	7°
41	Tmp	174	1.593	11:20:14.52	11:20:28.62	0	14.1s	+141	9°	7°
42	Tmp	185	0.961	11:26:50.04	11:26:53.54	0	3.5s	+35	7°	7°
43	Tmp	186	1.226	11:27:23.24	11:27:25.63	0	2.4s	+24	8°	7°
44	Tmp	191	0.104	11:28:55.12	11:28:49.65	0	5.5s	-55	9°	7°
45	Tmp	195	0.044	11:30:07.32	11:29:56.08	0	11.2s	-112	10°	7°
46	Tmp	197	0.244	11:30:37.47	11:30:24.18	0	13.3s	-133	10°	7°
47	Tmp	199	0.854	11:31:40.78	11:31:30.26	0	10.5s	-105	10°	7°
48	Tmp	205	0.478	11:33:02.64	11:32:50.02	0	12.6s	-126	10°	7°
49	Tmp	209	1.635	11:35:05.40	11:34:51.85	0	13.6s	-136	10°	7°
50	Tmp	211	1.733	11:35:20.17	11:35:06.05	0	14.1s	-141	10°	7°
51	Tmp	215	0.972	11:37:40.12	11:37:25.75	0	14.4s	-144	9°	7°
52	Tmp	221	2.338	11:39:58.39	11:39:46.46	0	11.9s	-119	10°	7°

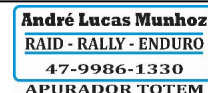
PC	Tp	Trc	DistPC	Ideal	Passagem	Pen	Erro	Pontos	NoPC	AtePC
78	Tmp	321	0.333	13:00:26.41	13:00:30.83	0	4.4s	+44	7°	8°
79	Tmp	323	0.581	13:00:56.76	13:00:57.25	0	0.5s	+5	5°	8°
80	Tmp	326	1.106	13:02:09.84	13:02:08.07	0	1.8s	-18	8°	8°
81	Tmp	333	0.076	13:04:00.47	13:03:56.94	0	3.5s	-35	8°	7°
82	Tmp	337	1.243	13:06:11.90	13:06:12.74	0	0.8s	+8	2°	7°
83	Tmp	338	1.687	13:06:59.72	13:07:00.30	0	0.6s	+6	3°	7°
84	Tmp	345	2.130	13:12:38.57	13:12:37.50	0	1.1s	-11	5°	7°
85	Tmp	348	4.158	13:15:48.16	13:15:54.68	0	6.5s	+65	9°	7°

<b>Etapa B</b>	<b>Num</b> 110	<b>Pen</b> 0	<b>PCZ</b> 0	<b>Total PP</b> 972	<b>PG</b> 9
----------------	----------------	--------------	--------------	---------------------	-------------

<b>Num</b> 60	<b>A PG</b> 9	<b>7°</b>	<b>B PG</b> 9	<b>7°</b>	<b>Tot PG</b> 18	<b>Col.</b> 7°
---------------	---------------	-----------	---------------	-----------	------------------	----------------



PC	Tp	Trc	DistPC	Ideal	Passagem	Pen	Erro	Pontos	NoPC	AtePC
<b>Etapa A</b>										
<b>Num</b> 110	<b>Pen</b> 0	<b>PCZ</b> 0	<b>Total PP</b> 2541	<b>PG</b> 9						
53	Tmp	235	0.754	12:00:48.05	12:00:29.71	0	18.3s	-183	10°	10°
54	Tmp	238	4.407	12:06:17.97	12:06:16.11	0	1.9s	-19	8°	10°
55	Tmp	243	0.248	12:09:15.95	12:09:18.37	0	2.4s	+24	6°	10°
56	Tmp	249	0.461	12:10:33.56	12:10:37.16	0	3.6s	+36	7°	10°
57	Tmp	250	0.779	12:11:18.97	12:11:21.55	0	2.6s	[+26]	9°	10°
58	Tmp	254	1.201	12:12:32.17	12:12:31.94	0	0.2s	-2	1°	9°
59	Tmp	257	0.230	12:13:17.55	12:13:17.09	0	0.5s	-5	4°	9°
68	Tmp	285	1.352	12:30:34.02	12:30:31.81	0	2.2s	-22	10°	9°
69	Tmp	290	0.508	12:32:29.63	12:32:39.17	0	9.5s	[+95]	7°	9°
70	Tmp	291	0.859	12:33:14.87	12:33:22.70	0	7.8s	+78	7°	8°
71	Tmp	298	0.342	12:35:34.33	12:35:20.37	0	14.0s	-140	10°	8°
72	Tmp	303	1.090	12:38:30.86	12:38:36.39	0	5.5s	+55	7°	8°
73	Tmp	305	1.623	12:39:43.86	12:39:43.53	0	0.3s	-3	7°	8°
74	Tmp	311	0.914	12:56:26.79	12:56:30.12	0	3.3s	+33	8°	8°
75	Tmp	312	1.268	12:57:03.89	12:57:08.30	0	4.4s	+44	9°	8°
76	Tmp	314	1.612	12:57:44.78	12:57:49.30	0	4.5s	+45	10°	8°
77	Tmp	316	2.192	12:58:48.28	12:58:57.37	0	9.1s	+91	10°	8°





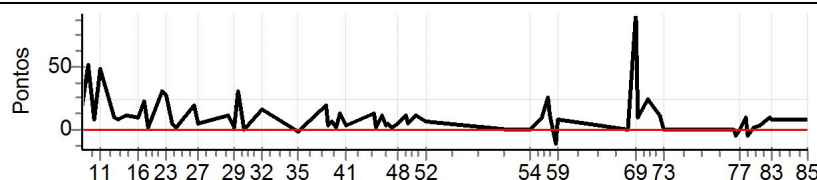
Performance Individual

PC	Tp	Trc	DistPC	Ideal	Passagem	Pen	Erro	Pontos	NoPC	AtePC
<b>N</b>	<b>u</b>	<b>112</b>	112 / Adriano de Aguiar / Rafael Kienen							
			Cat / NL / Largada ESTREANTES / 61 / 09:31:00							
			Jaragua do Sul TROLLER							
PC	Tp	Trc	DistPC	Ideal	Passagem	Pen	Erro	Pontos	NoPC	AtePC
8	Tmp	31	0.615	10:14:51.58	10:14:53.43	0	1.9s	+19	7°	7°
9	Tmp	37	1.469	10:16:35.68	10:16:40.84	0	5.2s	[+52]	7°	7°
10	Tmp	40	1.896	10:17:39.49	10:17:40.32	0	0.8s	+8	5°	6°
11	Tmp	44	2.401	10:19:10.70	10:19:15.47	0	4.8s	+48	5°	6°
13	Tmp	53	3.389	10:23:05.73	10:23:06.65	0	0.9s	+9	6°	6°
14	Tmp	56	3.770	10:23:55.05	10:23:55.83	0	0.8s	+8	5°	6°
15	Tmp	63	0.322	10:26:00.56	10:26:01.67	0	1.1s	+11	6°	6°
16	Tmp	71	1.859	10:28:53.70	10:28:54.55	0	0.9s	+9	4°	6°
17	Tmp	75	2.686	10:30:34.64	10:30:36.84	0	2.2s	[+22]	5°	5°
20	Tmp	79	0.200	10:31:16.65	10:31:16.74	0	0.1s	+1	1°	5°
22	Tmp	89	0.874	10:34:55.55	10:34:58.67	0	3.1s	+31	5°	5°
23	Tmp	93	0.051	10:35:57.05	10:35:59.78	0	2.7s	[+27]	5°	5°
24	Tmp	99	0.053	10:37:21.39	10:37:21.85	0	0.5s	+5	4°	5°
25	Tmp	102	0.051	10:38:21.34	10:38:21.42	0	0.1s	+1	1°	5°
26	Tmp	109	0.053	10:43:10.58	10:43:12.44	0	1.9s	+19	6°	5°
27	Tmp	112	0.051	10:44:10.53	10:44:11.06	0	0.5s	+5	2°	5°
28	Tmp	119	1.024	10:51:18.90	10:51:19.92	0	1.0s	+10	4°	5°
29	Tmp	125	0.403	10:52:46.43	10:52:46.55	0	0.1s	+1	1°	5°
30	Tmp	129	0.888	10:53:56.57	10:53:59.66	0	3.1s	+31	5°	5°
31	Tmp	135	0.444	10:55:35.69	10:55:35.67	0	0.0s	0	1°	5°
32	Tmp	143	0.488	11:00:05.30	11:00:06.93	0	1.6s	+16	4°	5°
35	Tmp	155	0.373	11:08:50.22	11:08:50.03	0	0.2s	-2	3°	5°
36	Tmp	159	0.044	11:16:02.68	11:16:04.62	0	1.9s	+19	7°	5°
37	Tmp	161	0.266	11:16:37.79	11:16:38.10	0	0.3s	+3	2°	5°
38	Tmp	163	0.615	11:17:20.23	11:17:20.81	0	0.6s	+6	4°	5°
39	Tmp	167	0.105	11:18:24.06	11:18:24.20	0	0.1s	+1	3°	5°
40	Tmp	169	0.597	11:19:19.76	11:19:21.03	0	1.3s	+13	4°	5°
41	Tmp	174	1.593	11:21:14.52	11:21:14.74	0	0.2s	+2	3°	5°
42	Tmp	185	0.961	11:27:50.04	11:27:51.36	0	1.3s	+13	4°	5°
43	Tmp	186	1.226	11:28:23.24	11:28:23.33	0	0.1s	+1	2°	5°
44	Tmp	191	0.104	11:29:55.12	11:29:56.12	0	1.0s	+10	5°	5°
45	Tmp	195	0.044	11:31:07.32	11:31:07.59	0	0.3s	+3	2°	5°
46	Tmp	197	0.244	11:31:37.47	11:31:37.82	0	0.4s	+4	3°	5°
47	Tmp	199	0.854	11:32:40.78	11:32:40.91	0	0.1s	+1	1°	5°
48	Tmp	205	0.478	11:34:02.64	11:34:03.03	0	0.4s	+4	2°	5°
49	Tmp	209	1.635	11:36:05.40	11:36:06.35	0	1.0s	+10	6°	5°
50	Tmp	211	1.733	11:36:20.17	11:36:20.66	0	0.5s	+5	4°	5°
51	Tmp	215	0.972	11:38:40.12	11:38:41.11	0	1.0s	+10	3°	5°
52	Tmp	221	2.338	11:40:58.39	11:40:59.03	0	0.6s	+6	4°	5°

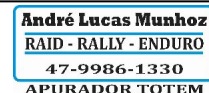
PC	Tp	Trc	DistPC	Ideal	Passagem	Pen	Erro	Pontos	NoPC	AtePC
78	Tmp	321	0.333	13:01:26.41	13:01:27.34	0	0.9s	+9	3°	3°
79	Tmp	323	0.581	13:01:56.76	13:01:56.22	0	0.5s	-5	4°	4°
80	Tmp	326	1.106	13:03:09.84	13:03:09.95	0	0.1s	+1	2°	3°
81	Tmp	333	0.076	13:05:00.47	13:05:00.68	0	0.2s	+2	1°	2°
82	Tmp	337	1.243	13:07:11.90	13:07:12.81	0	0.9s	+9	3°	2°
83	Tmp	338	1.687	13:07:59.72	13:08:00.44	0	0.7s	+7	5°	2°
84	Tmp	345	2.130	13:13:38.57	13:13:39.23	0	0.7s	+7	4°	2°
85	Tmp	348	4.158	13:16:48.16	13:16:48.87	0	0.7s	+7	4°	2°

Etapa B	Num	112	Pen	0	PCZ	6	Total PP	134	PG	15
---------	-----	-----	-----	---	-----	---	----------	-----	----	----

Num	61	A PG	11	5°	B PG	15	2°	Tot PG	26	Col.	3°
-----	----	------	----	----	------	----	----	--------	----	------	----



PC	Tp	Trc	DistPC	Ideal	Passagem	Pen	Erro	Pontos	NoPC	AtePC
Etapa A Num 112 Pen 0 PCZ 1 Total PP 345 PG 11										
53	Tmp	235	0.754	12:01:48.05	12:01:48.05	0	0.0s	0	2°	2°
54	Tmp	238	4.407	12:07:17.97	12:07:17.90	0	0.1s	-1	1°	1°
55	Tmp	243	0.248	12:10:15.95	12:10:16.89	0	0.9s	+9	5°	2°
56	Tmp	249	0.461	12:11:33.56	12:11:36.10	0	2.5s	[+25]	4°	5°
57	Tmp	250	0.779	12:12:18.97	12:12:20.00	0	1.0s	+10	8°	5°
58	Tmp	254	1.201	12:13:32.17	12:13:30.93	0	1.2s	-12	5°	4°
59	Tmp	257	0.230	12:14:17.55	12:14:18.20	0	0.7s	+7	5°	4°
68	Tmp	285	1.352	12:31:34.02	12:31:34.01	0	0.0s	0	2°	4°
69	Tmp	290	0.508	12:33:29.63	12:33:38.80	0	9.2s	[+92]	6°	5°
70	Tmp	291	0.859	12:34:14.87	12:34:15.79	0	0.9s	+9	5°	5°
71	Tmp	298	0.342	12:36:34.33	12:36:36.62	0	2.3s	+23	3°	5°
72	Tmp	303	1.090	12:39:30.86	12:39:32.00	0	1.1s	+11	3°	5°
73	Tmp	305	1.623	12:40:43.86	12:40:43.85	0	0.0s	0	1°	5°
74	Tmp	311	0.914	12:57:26.79	12:57:26.80	0	0.0s	0	1°	5°
75	Tmp	312	1.268	12:58:03.89	12:58:03.87	0	0.0s	0	2°	5°
76	Tmp	314	1.612	12:58:44.78	12:58:44.24	0	0.5s	-5	4°	5°
77	Tmp	316	2.192	12:59:48.28	12:59:48.30	0	0.0s	0	1°	4°





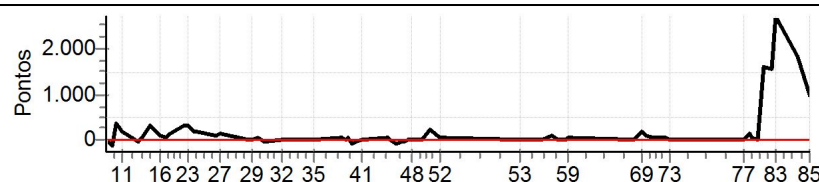
Performance Individual

PC	Tp	Trc	DistPC	Ideal	Passagem	Pen	Erro	Pontos	NoPC	AtePC
<b>N</b> <b>u</b> <b>m</b>	<b>115</b>	115 / Sandro Ivan Erzinger / Thomas Gabriel Erzinger								
		Cat / NL / Largada ESTREANTES / 64 / 09:34:00								
		Joinville SUZUKI VITARA JLX								
PC	Tp	Trc	DistPC	Ideal	Passagem	Pen	Erro	Pontos	NoPC	AtePC
8	Tmp	31	0.615	10:17:51.58	10:17:53.62	0	2.0s	+20	8°	8°
9	Tmp	37	1.469	10:19:35.68	10:19:24.26	0	11.4s	-114	10°	11°
10	Tmp	40	1.896	10:20:39.49	10:21:15.57	0	36.1s	[+361]	11°	9°
11	Tmp	44	2.401	10:22:10.70	10:22:31.04	0	20.3s	+203	10°	10°
13	Tmp	53	3.389	10:26:05.73	10:26:03.59	0	2.1s	[-21]	8°	9°
14	Tmp	56	3.770	10:26:55.05	10:26:59.51	0	4.5s	+45	9°	9°
15	Tmp	63	0.322	10:29:00.56	10:29:35.49	0	34.9s	+349	11°	9°
16	Tmp	71	1.859	10:31:53.70	10:32:03.97	0	10.3s	+103	10°	9°
17	Tmp	75	2.686	10:33:34.64	10:33:39.87	0	5.2s	+52	7°	9°
20	Tmp	79	0.200	10:34:16.65	10:34:33.05	0	16.4s	+164	8°	9°
22	Tmp	89	0.874	10:37:55.55	10:38:28.56	0	33.0s	+330	9°	9°
23	Tmp	93	0.051	10:38:57.05	10:39:29.07	0	32.0s	+320	9°	9°
24	Tmp	99	0.053	10:40:21.39	10:40:41.40	0	20.0s	+200	9°	9°
25	Tmp	102	0.051	10:41:21.34	10:41:40.25	0	18.9s	+189	8°	9°
26	Tmp	109	0.053	10:46:10.58	10:46:21.61	0	11.0s	+110	10°	8°
27	Tmp	112	0.051	10:47:10.53	10:47:24.59	0	14.1s	+141	11°	8°
28	Tmp	119	1.024	10:54:18.90	10:54:22.49	0	3.6s	+36	9°	8°
29	Tmp	125	0.403	10:55:46.43	10:55:50.43	0	4.0s	+40	9°	8°
30	Tmp	129	0.888	10:56:56.57	10:57:01.13	0	4.6s	+46	7°	8°
31	Tmp	135	0.444	10:58:35.69	10:58:34.20	0	1.5s	-15	9°	8°
32	Tmp	143	0.488	11:03:05.30	11:03:07.72	0	2.4s	[+24]	8°	8°
35	Tmp	155	0.373	11:11:50.22	11:11:51.39	0	1.2s	+12	6°	8°
36	Tmp	159	0.044	11:19:02.68	11:19:10.05	0	7.4s	+74	10°	8°
37	Tmp	161	0.266	11:19:37.79	11:19:38.83	0	1.0s	+10	5°	8°
38	Tmp	163	0.615	11:20:20.23	11:20:28.27	0	8.0s	+80	8°	8°
39	Tmp	167	0.105	11:21:24.06	11:21:18.97	0	5.1s	-51	11°	8°
40	Tmp	169	0.597	11:22:19.76	11:22:19.40	0	0.4s	-4	2°	8°
41	Tmp	174	1.593	11:24:14.52	11:24:17.84	0	3.3s	+33	7°	8°
42	Tmp	185	0.961	11:30:50.04	11:30:55.11	0	5.1s	+51	8°	8°
43	Tmp	186	1.226	11:31:23.24	11:31:23.27	0	0.0s	0	1°	8°
44	Tmp	191	0.104	11:32:55.12	11:32:49.43	0	5.7s	-57	10°	8°
45	Tmp	195	0.044	11:34:07.32	11:34:06.67	0	0.7s	-7	5°	8°
46	Tmp	197	0.244	11:34:37.47	11:34:36.23	0	1.2s	-12	5°	8°
47	Tmp	199	0.854	11:35:40.78	11:35:41.52	0	0.7s	+7	4°	8°
48	Tmp	205	0.478	11:37:02.64	11:37:04.25	0	1.6s	+16	6°	8°
49	Tmp	209	1.635	11:39:05.40	11:39:05.57	0	0.2s	+2	1°	8°
50	Tmp	211	1.733	11:39:20.17	11:39:20.91	0	0.7s	+7	7°	8°
51	Tmp	215	0.972	11:41:40.12	11:42:05.93	0	25.8s	+258	10°	8°
52	Tmp	221	2.338	11:43:58.39	11:44:04.12	0	5.7s	+57	9°	8°

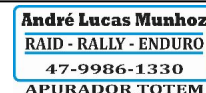
PC	Tp	Trc	DistPC	Ideal	Passagem	Pen	Erro	Pontos	NoPC	AtePC
78	Tmp	321	0.333	13:04:26.41	13:04:40.32	0	13.9s	+139	9°	7°
79	Tmp	323	0.581	13:04:56.76	13:05:04.84	0	8.1s	+81	9°	7°
80	Tmp	326	1.106	13:06:09.84	13:06:10.45	0	0.6s	+6	4°	7°
81	Tmp	333	0.076	13:08:00.47	13:10:42.28	0	2m41s	+1618	12°	8°
82	Tmp	337	1.243	13:10:11.90	13:12:49.77	0	2m37s	+1579	13°	9°
83	Tmp	338	1.687	13:10:59.72	13:15:31.27	0	4m31s	[+2716]	13°	9°
84	Tmp	345	2.130	13:16:38.57	13:19:40.57	0	3m02s	+1820	13°	9°
85	Tmp	348	4.158	13:19:48.16	13:21:27.36	0	1m39s	+992	12°	9°

Etapa B	Num	115	Pen	0	PCZ	0	Total PP	6980	PG	7
---------	-----	-----	-----	---	-----	---	----------	------	----	---

Num	64	A PG	8	8°	B PG	7	9°	Tot PG	15	Col.	9°
-----	----	------	---	----	------	---	----	--------	----	------	----



PC	Tp	Trc	DistPC	Ideal	Passagem	Pen	Erro	Pontos	NoPC	AtePC
<b>Etapa A</b>										
Num	115	Pen	0	PCZ	1	Total PP	3215	PG	8	
53	Tmp	235	0.754	12:04:48.05	12:04:51.58	0	3.5s	+35	9°	9°
54	Tmp	238	4.407	12:10:17.97	12:10:18.81	0	0.8s	+8	6°	6°
55	Tmp	243	0.248	12:13:15.95	12:13:24.49	0	8.5s	+85	10°	8°
56	Tmp	249	0.461	12:14:33.56	12:14:36.34	0	2.8s	[+28]	5°	7°
57	Tmp	250	0.779	12:15:18.97	12:15:19.19	0	0.2s	+2	1°	7°
58	Tmp	254	1.201	12:16:32.17	12:16:32.64	0	0.5s	+5	2°	7°
59	Tmp	257	0.230	12:17:17.55	12:17:25.71	0	8.2s	+82	8°	7°
68	Tmp	285	1.352	12:34:34.02	12:34:34.67	0	0.7s	+7	8°	7°
69	Tmp	290	0.508	12:36:29.63	12:36:51.37	0	21.7s	+217	12°	7°
70	Tmp	291	0.859	12:37:14.87	12:37:23.86	0	9.0s	+90	8°	7°
71	Tmp	298	0.342	12:39:34.33	12:39:39.31	0	5.0s	+50	6°	7°
72	Tmp	303	1.090	12:42:30.86	12:42:38.18	0	7.3s	+73	8°	7°
73	Tmp	305	1.623	12:43:43.86	12:43:43.97	0	0.1s	+1	5°	7°
74	Tmp	311	0.914	13:00:26.79	13:00:28.81	0	2.0s	+20	7°	7°
75	Tmp	312	1.268	13:01:03.89	13:01:06.26	0	2.4s	+24	6°	7°
76	Tmp	314	1.612	13:01:44.78	13:01:45.70	0	0.9s	+9	6°	7°
77	Tmp	316	2.192	13:02:48.28	13:02:51.95	0	3.7s	+37	9°	7°



# RALLY DE PIÇARRAS - CAMPEONATO RALLY SC 2012



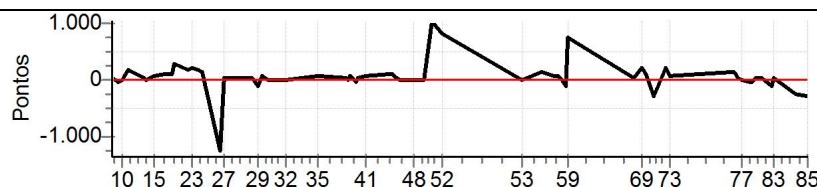
## Performance Individual

PC	Tp	Trc	DistPC	Ideal	Passagem	Pen	Erro	Pontos	NoPC	AtePC
<b>N</b>	<b>u</b>	<b>116</b>	116 / Marcos Cesar da Silva / Marcio Ferrari							
			Cat / NL / Largada ESTREANTES / 65 / 09:35:00							
			Pomerode				JEEP			
PC	Tp	Trc	DistPC	Ideal	Passagem	Pen	Erro	Pontos	NoPC	AtePC
8	Tmp	31	0.615	10:18:51.58	10:18:55.60	0	4.0s	+40	10°	10°
9	Tmp	37	1.469	10:20:35.68	10:20:30.41	0	5.3s	-53	8°	9°
10	Tmp	40	1.896	10:21:39.49	10:21:40.08	0	0.6s	+6	4°	7°
11	Tmp	44	2.401	10:23:10.70	10:23:28.44	0	17.7s	+177	9°	7°
13	Tmp	53	3.389	10:27:05.73	10:27:06.40	0	0.7s	+7	4°	7°
14	Tmp	56	3.770	10:27:55.05	10:27:55.04	0	0.0s	0	1°	7°
15	Tmp	63	0.322	10:30:00.56	10:30:06.79	0	6.2s	+62	8°	7°
16	Tmp	71	1.859	10:32:53.70	10:33:03.56	0	9.9s	+99	8°	8°
17	Tmp	75	2.686	10:34:34.64	10:34:43.18	0	8.5s	+85	9°	8°
20	Tmp	79	0.200	10:35:16.65	10:35:45.58	0	28.9s	+289	9°	8°
22	Tmp	89	0.874	10:38:55.55	10:39:12.99	0	17.4s	+174	8°	8°
23	Tmp	93	0.051	10:39:57.05	10:40:16.64	0	19.6s	+196	8°	8°
24	Tmp	99	0.053	10:41:21.39	10:41:36.98	0	15.6s	+156	8°	8°
25	Tmp	102	0.051	10:42:21.34	10:42:34.08	0	12.7s	+127	7°	8°
26	Tmp	109	0.053	10:47:10.58	10:45:05.15	0	2m05s	-1254	12°	9°
27	Tmp	112	0.051	10:48:10.53	10:48:12.49	0	2.0s	+20	7°	9°
28	Tmp	119	1.024	10:55:18.90	10:55:19.88	0	1.0s	+10	3°	9°
29	Tmp	125	0.403	10:56:46.43	10:56:35.86	0	10.6s	-106	11°	9°
30	Tmp	129	0.888	10:57:56.57	10:58:01.32	0	4.8s	+48	8°	9°
31	Tmp	135	0.444	10:59:35.69	10:59:36.07	0	0.4s	+4	2°	9°
32	Tmp	143	0.488	11:04:05.30	11:04:03.12	0	2.2s	-22	7°	9°
35	Tmp	155	0.373	11:12:50.22	11:12:54.56	0	4.3s	+43	10°	9°
36	Tmp	159	0.044	11:20:02.68	11:20:04.33	0	1.7s	+17	5°	9°
37	Tmp	161	0.266	11:20:37.79	11:20:36.90	0	0.9s	-9	3°	9°
38	Tmp	163	0.615	11:21:20.23	11:21:27.15	0	6.9s	+69	7°	9°
39	Tmp	167	0.105	11:22:24.06	11:22:20.89	0	3.2s	-32	9°	9°
40	Tmp	169	0.597	11:23:19.76	11:23:22.43	0	2.7s	[+27]	8°	9°
41	Tmp	174	1.593	11:25:14.52	11:25:21.27	0	6.8s	+68	8°	9°
42	Tmp	185	0.961	11:31:50.04	11:31:59.15	0	9.1s	+91	9°	9°
43	Tmp	186	1.226	11:32:23.24	11:32:27.67	0	4.4s	+44	9°	9°
44	Tmp	191	0.104	11:33:55.12	11:33:53.73	0	1.4s	-14	6°	9°
45	Tmp	195	0.044	11:35:07.32	11:35:07.95	0	0.6s	+6	4°	9°
46	Tmp	197	0.244	11:35:37.47	11:35:35.15	0	2.3s	-23	8°	9°
47	Tmp	199	0.854	11:36:40.78	11:36:38.62	0	2.2s	-22	8°	9°
48	Tmp	205	0.478	11:38:02.64	11:37:59.94	0	2.7s	-27	8°	9°
49	Tmp	209	1.635	11:40:05.40	11:40:04.95	0	0.5s	-5	4°	9°
50	Tmp	211	1.733	11:40:20.17	11:40:17.39	0	2.8s	[-28]	8°	9°
51	Tmp	215	0.972	11:42:40.12	11:44:22.06	0	1m41s	[+1019]	12°	9°
52	Tmp	221	2.338	11:44:58.39	11:46:18.85	0	1m20s	+805	12°	9°

PC	Tp	Trc	DistPC	Ideal	Passagem	Pen	Erro	Pontos	NoPC	AtePC
78	Tmp	321	0.333	13:05:26.41	13:05:21.63	0	4.8s	-48	8°	9°
79	Tmp	323	0.581	13:05:56.76	13:05:50.74	0	6.0s	-60	8°	9°
80	Tmp	326	1.106	13:07:09.84	13:07:12.67	0	2.8s	[+28]	9°	9°
81	Tmp	333	0.076	13:09:00.47	13:09:02.90	0	2.4s	+24	6°	9°
82	Tmp	337	1.243	13:11:11.90	13:11:01.56	0	10.3s	-103	9°	8°
83	Tmp	338	1.687	13:11:59.72	13:12:03.09	0	3.4s	+34	8°	8°
84	Tmp	345	2.130	13:17:38.57	13:17:12.34	0	26.2s	-262	11°	8°
85	Tmp	348	4.158	13:20:48.16	13:20:19.64	0	28.5s	-285	10°	8°

Etapa B	Num	116	Pen	0	PCZ	0	Total PP	2383	PG	8
---------	-----	-----	-----	---	-----	---	----------	------	----	---

Num	65	A PG	7	9°	B PG	8	8°	Tot PG	15	Col.	8°
-----	----	------	---	----	------	---	----	--------	----	------	----



PC	Tp	Trc	DistPC	Ideal	Passagem	Pen	Erro	Pontos	NoPC	AtePC
Etapa A Num 116 Pen 0 PCZ 1 Total PP 4210 PG 7										
53	Tmp	235	0.754	12:05:48.05	12:05:45.54	0	2.5s	-25	8°	8°
54	Tmp	238	4.407	12:11:17.97	12:11:31.11	0	13.1s	+131	11°	9°
55	Tmp	243	0.248	12:14:15.95	12:14:23.42	0	7.5s	+75	9°	9°
56	Tmp	249	0.461	12:15:33.56	12:15:40.22	0	6.7s	+67	10°	9°
57	Tmp	250	0.779	12:16:18.97	12:16:19.53	0	0.6s	+6	4°	9°
58	Tmp	254	1.201	12:17:32.17	12:17:19.76	0	12.4s	-124	11°	10°
59	Tmp	257	0.230	12:18:17.55	12:19:30.04	0	1m12s	[+725]	12°	10°
68	Tmp	285	1.352	12:35:34.02	12:35:37.80	0	3.8s	+38	11°	10°
69	Tmp	290	0.508	12:37:29.63	12:37:51.11	0	21.5s	+215	11°	10°
70	Tmp	291	0.859	12:38:14.87	12:38:24.14	0	9.3s	+93	9°	10°
71	Tmp	298	0.342	12:40:34.33	12:40:04.82	0	29.5s	-295	11°	10°
72	Tmp	303	1.090	12:43:30.86	12:43:50.15	0	19.3s	+193	9°	10°
73	Tmp	305	1.623	12:44:43.86	12:44:49.92	0	6.1s	+61	9°	10°
74	Tmp	311	0.914	13:01:26.79	13:01:38.55	0	11.8s	+118	10°	10°
75	Tmp	312	1.268	13:02:03.89	13:02:12.29	0	8.4s	+84	10°	10°
76	Tmp	314	1.612	13:02:44.78	13:02:48.34	0	3.6s	+36	9°	10°
77	Tmp	316	2.192	13:03:48.28	13:03:47.66	0	0.6s	-6	4°	10°

TOTEM Cronometragem (www.totemonline.com.br / www.rallyvirtual.com.br)

13/out/2012 18hr26min (v7.86) pagina 7/14



SECRETARIA DE  
ESTADO DE TURISMO,  
CULTURA E ESPORTE  
WWW.SOL.SC.GOV.BR



André Lucas Munhoz  
RAID - RALLY - ENDURO  
47-9986-1330  
APURADOR TOTEM



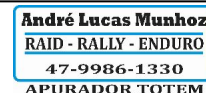
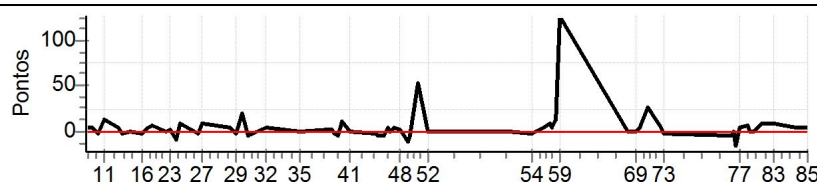
Performance Individual

PC	Tp	Trc	DistPC	Ideal	Passagem	Pen	Erro	Pontos	NoPC	AtePC
<b>N</b>	<b>u</b>	<b>118</b>	118 / Raniero Magnabosco Laghi / Volnei Correa da Silva							
			Cat / NL / Largada		ESTREANTES / 67 / 09:37:00					
			Lages		PAJERO GLS-B					
PC	Tp	Trc	DistPC	Ideal	Passagem	Pen	Erro	Pontos	NoPC	AtePC
8	Tmp	31	0.615	10:20:51.58	10:20:51.97	0	0.4s	+4	1°	1°
9	Tmp	37	1.469	10:22:35.68	10:22:36.18	0	0.5s	+5	2°	1°
10	Tmp	40	1.896	10:23:39.49	10:23:39.25	0	0.2s	-2	2°	1°
11	Tmp	44	2.401	10:25:10.70	10:25:11.94	0	1.2s	[+12]	1°	1°
13	Tmp	53	3.389	10:29:05.73	10:29:06.02	0	0.3s	+3	3°	1°
14	Tmp	56	3.770	10:29:55.05	10:29:54.75	0	0.3s	-3	3°	1°
15	Tmp	63	0.322	10:32:00.56	10:32:00.43	0	0.1s	-1	1°	1°
16	Tmp	71	1.859	10:34:53.70	10:34:53.53	0	0.2s	-2	3°	1°
17	Tmp	75	2.686	10:36:34.64	10:36:34.93	0	0.3s	+3	1°	1°
20	Tmp	79	0.200	10:37:16.65	10:37:17.27	0	0.6s	+6	2°	1°
22	Tmp	89	0.874	10:40:55.55	10:40:55.56	0	0.0s	0	1°	1°
23	Tmp	93	0.051	10:41:57.05	10:41:57.21	0	0.2s	+2	2°	1°
24	Tmp	99	0.053	10:43:21.39	10:43:20.43	0	1.0s	-10	5°	1°
25	Tmp	102	0.051	10:44:21.34	10:44:22.23	0	0.9s	+9	5°	1°
26	Tmp	109	0.053	10:49:10.58	10:49:10.30	0	0.3s	-3	2°	1°
27	Tmp	112	0.051	10:50:10.53	10:50:11.31	0	0.8s	+8	3°	1°
28	Tmp	119	1.024	10:57:18.90	10:57:19.39	0	0.5s	+5	2°	1°
29	Tmp	125	0.403	10:58:46.43	10:58:46.16	0	0.3s	-3	4°	1°
30	Tmp	129	0.888	10:59:56.57	10:59:58.52	0	2.0s	[+20]	4°	1°
31	Tmp	135	0.444	11:01:35.69	11:01:35.16	0	0.5s	-5	4°	1°
32	Tmp	143	0.488	11:06:05.30	11:06:05.73	0	0.4s	+4	1°	1°
35	Tmp	155	0.373	11:14:50.22	11:14:50.09	0	0.1s	-1	2°	1°
36	Tmp	159	0.044	11:22:02.68	11:22:02.78	0	0.1s	+1	1°	1°
37	Tmp	161	0.266	11:22:37.79	11:22:37.86	0	0.1s	+1	1°	1°
38	Tmp	163	0.615	11:23:20.23	11:23:20.05	0	0.2s	-2	1°	1°
39	Tmp	167	0.105	11:24:24.06	11:24:23.62	0	0.4s	-4	5°	1°
40	Tmp	169	0.597	11:25:19.76	11:25:20.89	0	1.1s	+11	3°	1°
41	Tmp	174	1.593	11:27:14.52	11:27:14.38	0	0.1s	-1	1°	1°
42	Tmp	185	0.961	11:33:50.04	11:33:49.89	0	0.2s	-2	2°	1°
43	Tmp	186	1.226	11:34:23.24	11:34:22.65	0	0.6s	-6	6°	1°
44	Tmp	191	0.104	11:35:55.12	11:35:54.64	0	0.5s	-5	2°	1°
45	Tmp	195	0.044	11:37:07.32	11:37:07.63	0	0.3s	+3	1°	1°
46	Tmp	197	0.244	11:37:37.47	11:37:37.47	0	0.0s	0	1°	1°
47	Tmp	199	0.854	11:38:40.78	11:38:41.05	0	0.3s	+3	2°	1°
48	Tmp	205	0.478	11:40:02.64	11:40:02.69	0	0.1s	+1	1°	1°
49	Tmp	209	1.635	11:42:05.40	11:42:04.26	0	1.1s	-11	7°	1°
50	Tmp	211	1.733	11:42:20.17	11:42:19.58	0	0.6s	-6	5°	1°
51	Tmp	215	0.972	11:44:40.12	11:44:45.29	0	5.2s	[+52]	6°	1°
52	Tmp	221	2.338	11:46:58.39	11:46:58.25	0	0.1s	-1	1°	1°
<b>Etapa A</b>	<b>Num</b>	<b>118</b>	<b>Pen</b>	<b>0</b>	<b>PCZ</b>	<b>2</b>	<b>Total PP</b>	<b>137</b>	<b>PG</b>	<b>17</b>
53	Tmp	235	0.754	12:07:48.05	12:07:48.01	0	0.0s	0	1°	1°
54	Tmp	238	4.407	12:13:17.97	12:13:17.74	0	0.2s	-2	4°	3°
55	Tmp	243	0.248	12:16:15.95	12:16:16.38	0	0.4s	+4	2°	3°
56	Tmp	249	0.461	12:17:33.56	12:17:34.49	0	0.9s	+9	1°	2°
57	Tmp	250	0.779	12:18:18.97	12:18:19.44	0	0.5s	+5	3°	2°
58	Tmp	254	1.201	12:19:32.17	12:19:33.40	0	1.2s	+12	4°	1°
59	Tmp	257	0.230	12:20:17.55	12:20:30.16	0	12.6s	[+126]	9°	2°
68	Tmp	285	1.352	12:37:34.02	12:37:34.05	0	0.0s	0	1°	1°
69	Tmp	290	0.508	12:39:29.63	12:39:29.64	0	0.0s	0	1°	1°
70	Tmp	291	0.859	12:40:14.87	12:40:15.12	0	0.3s	+3	2°	1°
71	Tmp	298	0.342	12:42:34.33	12:42:36.89	0	2.6s	[+26]	4°	1°
72	Tmp	303	1.090	12:45:30.86	12:45:31.57	0	0.7s	+7	1°	1°
73	Tmp	305	1.623	12:46:43.86	12:46:43.69	0	0.2s	-2	6°	1°
74	Tmp	311	0.914	13:03:26.79	13:03:26.40	0	0.4s	-4	5°	1°
75	Tmp	312	1.268	13:04:03.89	13:04:03.87	0	0.0s	0	1°	1°
76	Tmp	314	1.612	13:04:44.78	13:04:43.23	0	1.6s	-16	7°	1°
77	Tmp	316	2.192	13:05:48.28	13:05:48.58	0	0.3s	+3	3°	1°

PC	Tp	Trc	DistPC	Ideal	Passagem	Pen	Erro	Pontos	NoPC	AtePC
78	Tmp	321	0.333	13:07:26.41	13:07:27.13	0	0.7s	+7	2°	1°
79	Tmp	323	0.581	13:07:56.76	13:07:56.74	0	0.0s	0	1°	1°
80	Tmp	326	1.106	13:09:09.84	13:09:09.70	0	0.1s	-1	1°	1°
81	Tmp	333	0.076	13:11:00.47	13:11:01.29	0	0.8s	+8	2°	1°
82	Tmp	337	1.243	13:13:11.90	13:13:12.67	0	0.8s	+8	1°	1°
83	Tmp	338	1.687	13:13:59.72	13:14:00.63	0	0.9s	+9	6°	1°
84	Tmp	345	2.130	13:19:38.57	13:19:38.96	0	0.4s	+4	2°	1°
85	Tmp	348	4.158	13:22:48.16	13:22:48.47	0	0.3s	+3	1°	1°

<b>Etapa B</b>	<b>Num</b>	<b>118</b>	<b>Pen</b>	<b>0</b>	<b>PCZ</b>	<b>5</b>	<b>Total PP</b>	<b>107</b>	<b>PG</b>	<b>17</b>
----------------	------------	------------	------------	----------	------------	----------	-----------------	------------	-----------	-----------

<b>Num</b>	<b>67</b>	<b>A PG</b>	<b>17</b>	<b>1°</b>	<b>B PG</b>	<b>17</b>	<b>1°</b>	<b>Tot PG</b>	<b>34</b>	<b>Col.</b>	<b>1°</b>
------------	-----------	-------------	-----------	-----------	-------------	-----------	-----------	---------------	-----------	-------------	-----------







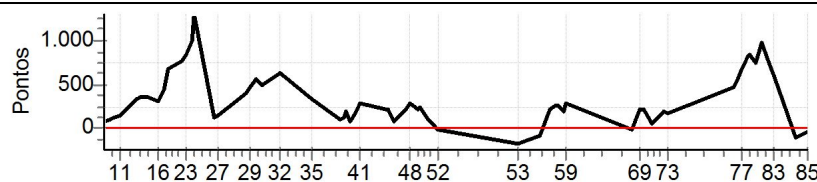
Performance Individual

PC	Tp	Trc	DistPC	Ideal	Passagem	Pen	Erro	Pontos	NoPC	AtePC
<b>N</b>	<b>u</b>	<b>119</b>	119 / Celso Caius Motta / Alexandre Augusto Motta							
			Cat / NL / Largada ESTREANTES / 68 / 09:38:00							
			Curitiba SUZUKI G VITARA							
PC	Tp	Trc	DistPC	Ideal	Passagem	Pen	Erro	Pontos	NoPC	AtePC
8	Tmp	31	0.615	10:21:51.58	10:21:57.80	0	6.2s	<b>+62</b>	12°	12°
9	Tmp	37	1.469	10:23:35.68	10:23:45.99	0	10.3s	<b>+103</b>	9°	10°
10	Tmp	40	1.896	10:24:39.49	10:24:50.96	0	11.5s	<b>+115</b>	10°	10°
11	Tmp	44	2.401	10:26:10.70	10:26:25.83	0	15.1s	<b>+151</b>	8°	9°
13	Tmp	53	3.389	10:30:05.73	10:30:39.66	0	33.9s	<b>+339</b>	12°	10°
14	Tmp	56	3.770	10:30:55.05	10:31:30.62	0	35.6s	<b>+356</b>	12°	10°
15	Tmp	63	0.322	10:33:00.56	10:33:36.37	0	35.8s	<b>+358</b>	12°	10°
16	Tmp	71	1.859	10:35:53.70	10:36:24.94	0	31.2s	<b>+312</b>	11°	10°
17	Tmp	75	2.686	10:37:34.64	10:38:18.86	0	44.2s	<b>+442</b>	11°	10°
20	Tmp	79	0.200	10:38:16.65	10:39:24.66	0	1m08s	<b>+680</b>	11°	10°
22	Tmp	89	0.874	10:41:55.55	10:43:13.58	0	1m18s	<b>+780</b>	11°	10°
23	Tmp	93	0.051	10:42:57.05	10:44:20.25	0	1m23s	<b>+832</b>	11°	10°
24	Tmp	99	0.053	10:44:21.39	10:46:02.12	0	1m40s	<b>+1007</b>	11°	10°
25	Tmp	102	0.051	10:45:21.34	10:47:31.99	0	2m10s	<b>+1307</b>	11°	11°
26	Tmp	109	0.053	10:50:10.58	10:50:21.54	0	11.0s	<b>+110</b>	9°	11°
27	Tmp	112	0.051	10:51:10.53	10:51:24.45	0	13.9s	<b>+139</b>	10°	11°
28	Tmp	119	1.024	10:58:18.90	10:58:58.24	0	39.3s	<b>+393</b>	12°	11°
29	Tmp	125	0.403	10:59:46.43	11:00:32.77	0	46.3s	<b>+463</b>	12°	11°
30	Tmp	129	0.888	11:00:56.57	11:01:52.69	0	56.1s	<b>+561</b>	12°	11°
31	Tmp	135	0.444	11:02:35.69	11:03:24.35	0	48.7s	<b>+487</b>	10°	11°
32	Tmp	143	0.488	11:07:05.30	11:08:08.10	0	1m02s	<b>+628</b>	10°	11°
35	Tmp	155	0.373	11:15:50.22	11:16:22.82	0	32.6s	<b>+326</b>	13°	11°
36	Tmp	159	0.044	11:23:02.68	11:23:12.46	0	9.8s	<b>+98</b>	13°	11°
37	Tmp	161	0.266	11:23:37.79	11:23:50.03	0	12.2s	<b>+122</b>	12°	11°
38	Tmp	163	0.615	11:24:20.23	11:24:38.22	0	18.0s	<b>+180</b>	11°	10°
39	Tmp	167	0.105	11:25:24.06	11:25:31.40	0	7.3s	<b>+73</b>	12°	10°
40	Tmp	169	0.597	11:26:19.76	11:26:34.44	0	14.7s	<b>+147</b>	11°	10°
41	Tmp	174	1.593	11:28:14.52	11:28:43.72	0	29.2s	<b>+292</b>	11°	10°
42	Tmp	185	0.961	11:34:50.04	11:35:10.23	0	20.2s	<b>+202</b>	11°	10°
43	Tmp	186	1.226	11:35:23.24	11:35:44.92	0	21.7s	<b>+217</b>	11°	10°
44	Tmp	191	0.104	11:36:55.12	11:37:02.42	0	7.3s	<b>+73</b>	11°	10°
45	Tmp	195	0.044	11:38:07.32	11:38:20.86	0	13.5s	<b>+135</b>	11°	10°
46	Tmp	197	0.244	11:38:37.47	11:38:54.50	0	17.0s	<b>+170</b>	11°	10°
47	Tmp	199	0.854	11:39:40.78	11:40:02.72	0	21.9s	<b>+219</b>	11°	10°
48	Tmp	205	0.478	11:41:02.64	11:41:31.80	0	29.2s	<b>+292</b>	11°	10°
49	Tmp	209	1.635	11:43:05.40	11:43:27.55	0	22.2s	<b>+222</b>	11°	10°
50	Tmp	211	1.733	11:43:20.17	11:43:43.35	0	23.2s	<b>+232</b>	11°	10°
51	Tmp	215	0.972	11:45:40.12	11:45:50.17	0	10.1s	<b>+101</b>	7°	10°
52	Tmp	221	2.338	11:47:58.39	11:47:55.21	0	3.2s	<b>-32</b>	8°	10°
<b>Etapa A</b> Num <b>119</b> Pen <b>0</b> PCZ <b>0</b> Total PP <b>11451</b> PG <b>6</b>										
53	Tmp	235	0.754	12:08:48.05	12:08:29.66	0	18.4s	<b>-184</b>	11°	11°
54	Tmp	238	4.407	12:14:17.97	12:14:09.69	0	8.3s	<b>-83</b>	10°	11°
55	Tmp	243	0.248	12:17:15.95	12:17:36.28	0	20.3s	<b>+203</b>	12°	11°
56	Tmp	249	0.461	12:18:33.56	12:18:58.57	0	25.0s	<b>+250</b>	12°	11°
57	Tmp	250	0.779	12:19:18.97	12:19:44.71	0	25.7s	<b>+257</b>	12°	11°
58	Tmp	254	1.201	12:20:32.17	12:20:50.41	0	18.2s	<b>+182</b>	12°	11°
59	Tmp	257	0.230	12:21:17.55	12:21:45.45	0	27.9s	<b>+279</b>	10°	11°
68	Tmp	285	1.352	12:38:34.02	12:38:31.86	0	2.2s	<b>[-22]</b>	9°	11°
69	Tmp	290	0.508	12:40:29.63	12:40:49.82	0	20.2s	<b>+202</b>	9°	11°
70	Tmp	291	0.859	12:41:14.87	12:41:36.08	0	21.2s	<b>+212</b>	11°	11°
71	Tmp	298	0.342	12:43:34.33	12:43:40.34	0	6.0s	<b>+60</b>	7°	11°
72	Tmp	303	1.090	12:46:30.86	12:46:50.52	0	19.7s	<b>+197</b>	10°	11°
73	Tmp	305	1.623	12:47:43.86	12:48:00.50	0	16.6s	<b>+166</b>	11°	11°
74	Tmp	311	0.914	13:04:26.79	13:05:13.02	0	46.2s	<b>+462</b>	12°	11°
75	Tmp	312	1.268	13:05:03.89	13:05:54.47	0	50.6s	<b>+506</b>	12°	11°
76	Tmp	314	1.612	13:05:44.78	13:06:41.46	0	56.7s	<b>+567</b>	12°	11°
77	Tmp	316	2.192	13:06:48.28	13:07:56.27	0	1m08s	<b>+680</b>	12°	11°

PC	Tp	Trc	DistPC	Ideal	Passagem	Pen	Erro	Pontos	NoPC	AtePC
78	Tmp	321	0.333	13:08:26.41	13:09:47.09	0	1m20s	<b>+807</b>	10°	10°
79	Tmp	323	0.581	13:08:56.76	13:10:21.25	0	1m24s	<b>+845</b>	11°	10°
80	Tmp	326	1.106	13:10:09.84	13:11:24.86	0	1m15s	<b>+750</b>	11°	10°
81	Tmp	333	0.076	13:12:00.47	13:13:38.20	0	1m37s	<b>[+977]</b>	11°	10°
82	Tmp	337	1.243	13:14:11.90	13:15:23.32	0	1m11s	<b>+714</b>	11°	10°
83	Tmp	338	1.687	13:14:59.72	13:16:00.29	0	1m00s	<b>+606</b>	10°	10°
84	Tmp	345	2.130	13:20:38.57	13:20:27.05	0	11.5s	<b>-115</b>	10°	10°
85	Tmp	348	4.158	13:23:48.16	13:23:42.77	0	5.4s	<b>-54</b>	8°	10°

<b>Etapa B</b>	Num <b>119</b>	Pen <b>0</b>	PCZ <b>0</b>	Total PP <b>8381</b>	PG <b>6</b>
----------------	----------------	--------------	--------------	----------------------	-------------

Num <b>68</b>	A PG <b>6</b>	10°	B PG <b>6</b>	10°	Tot PG <b>12</b>	Col. <b>10°</b>
---------------	---------------	-----	---------------	-----	------------------	-----------------



# RALLY DE PIÇARRAS - CAMPEONATO RALLY SC 2012



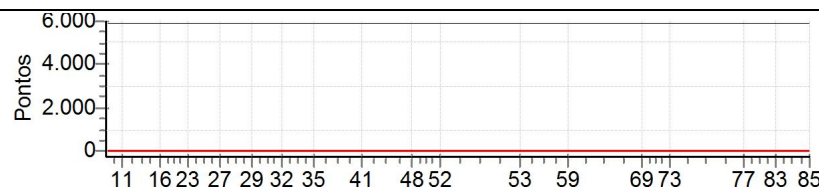
## Performance Individual

PC	Tp	Trc	DistPC	Ideal	Passagem	Pen	Erro	Pontos	NoPC	AtePC
<b>N</b>	<b>120</b>	120 / Itamar Muller / Clayton Muller								
<b>u</b>		Cat / NL / Largada ESTREANTES / 69 / 09:39:00								
<b>m</b>	<b>14º</b>	Blumenau NISSAN PATHFINDER								
PC	Tp	Trc	DistPC	Ideal	Passagem	Pen	Erro	Pontos	NoPC	AtePC
8	Tmp	31	0.615	10:22:51.58		0		+6000	14º	14º
9	Tmp	37	1.469	10:24:35.68		0		+6000	14º	14º
10	Tmp	40	1.896	10:25:39.49		0		+6000	14º	14º
11	Tmp	44	2.401	10:27:10.70		0		+6000	14º	14º
13	Tmp	53	3.389	10:31:05.73		0		+6000	14º	14º
14	Tmp	56	3.770	10:31:55.05		0		+6000	14º	14º
15	Tmp	63	0.322	10:34:00.56		0		+6000	14º	14º
16	Tmp	71	1.859	10:36:53.70		0		+6000	14º	14º
17	Tmp	75	2.686	10:38:34.64		0		+6000	14º	14º
20	Tmp	79	0.200	10:39:16.65		0		+6000	14º	14º
22	Tmp	89	0.874	10:42:55.55		0		+6000	14º	14º
23	Tmp	93	0.051	10:43:57.05		0		+6000	14º	14º
24	Tmp	99	0.053	10:45:21.39		0		+6000	14º	14º
25	Tmp	102	0.051	10:46:21.34		0		+6000	14º	14º
26	Tmp	109	0.053	10:51:10.58		0		+6000	14º	14º
27	Tmp	112	0.051	10:52:10.53		0		+6000	14º	14º
28	Tmp	119	1.024	10:59:18.90		0		+6000	14º	14º
29	Tmp	125	0.403	11:00:46.43		0		+6000	14º	14º
30	Tmp	129	0.888	11:01:56.57		0		+6000	14º	14º
31	Tmp	135	0.444	11:03:35.69		0		+6000	14º	14º
32	Tmp	143	0.488	11:08:05.30		0		+6000	14º	14º
35	Tmp	155	0.373	11:16:50.22		0		+6000	14º	14º
36	Tmp	159	0.044	11:24:02.68		0		+6000	14º	14º
37	Tmp	161	0.266	11:24:37.79		0		+6000	14º	14º
38	Tmp	163	0.615	11:25:20.23		0		+6000	14º	14º
39	Tmp	167	0.105	11:26:24.06		0		+6000	14º	14º
40	Tmp	169	0.597	11:27:19.76		0		+6000	14º	14º
41	Tmp	174	1.593	11:29:14.52		0		+6000	14º	14º
42	Tmp	185	0.961	11:35:50.04		0		+6000	14º	14º
43	Tmp	186	1.226	11:36:23.24		0		+6000	14º	14º
44	Tmp	191	0.104	11:37:55.12		0		+6000	14º	14º
45	Tmp	195	0.044	11:39:07.32		0		+6000	14º	14º
46	Tmp	197	0.244	11:39:37.47		0		+6000	14º	14º
47	Tmp	199	0.854	11:40:40.78		0		+6000	14º	14º
48	Tmp	205	0.478	11:42:02.64		0		+6000	14º	14º
49	Tmp	209	1.635	11:44:05.40		0		+6000	14º	14º
50	Tmp	211	1.733	11:44:20.17		0		+6000	14º	14º
51	Tmp	215	0.972	11:46:40.12		0		+6000	14º	14º
52	Tmp	221	2.338	11:48:58.39		0		+6000	14º	14º
<b>Etapa A</b>	<b>Num</b>	<b>120</b>	<b>Pen</b>	<b>0</b>	<b>PCZ</b>	<b>0</b>	<b>Total PP</b>	<b>234000</b>	<b>PG</b>	<b>2</b>
53	Tmp	235	0.754	12:09:48.05		0		+6000	14º	14º
54	Tmp	238	4.407	12:15:17.97		0		+6000	14º	14º
55	Tmp	243	0.248	12:18:15.95		0		+6000	14º	14º
56	Tmp	249	0.461	12:19:33.56		0		+6000	14º	14º
57	Tmp	250	0.779	12:20:18.97		0		+6000	14º	14º
58	Tmp	254	1.201	12:21:32.17		0		+6000	14º	14º
59	Tmp	257	0.230	12:22:17.55		0		+6000	14º	14º
68	Tmp	285	1.352	12:39:34.02		0		+6000	14º	14º
69	Tmp	290	0.508	12:41:29.63		0		+6000	14º	14º
70	Tmp	291	0.859	12:42:14.87		0		+6000	14º	14º
71	Tmp	298	0.342	12:44:34.33		0		+6000	14º	14º
72	Tmp	303	1.090	12:47:30.86		0		+6000	14º	14º
73	Tmp	305	1.623	12:48:43.86		0		+6000	14º	14º
74	Tmp	311	0.914	13:05:26.79		0		+6000	14º	14º
75	Tmp	312	1.268	13:06:03.89		0		+6000	14º	14º
76	Tmp	314	1.612	13:06:44.78		0		+6000	14º	14º
77	Tmp	316	2.192	13:07:48.28		0		+6000	14º	14º

PC	Tp	Trc	DistPC	Ideal	Passagem	Pen	Erro	Pontos	NoPC	AtePC
78	Tmp	321	0.333	13:09:26.41		0		+6000	14º	14º
79	Tmp	323	0.581	13:09:56.76		0		+6000	14º	14º
80	Tmp	326	1.106	13:11:09.84		0		+6000	14º	14º
81	Tmp	333	0.076	13:13:00.47		0		+6000	14º	14º
82	Tmp	337	1.243	13:15:11.90		0		+6000	14º	14º
83	Tmp	338	1.687	13:15:59.72		0		+6000	14º	14º
84	Tmp	345	2.130	13:21:38.57		0		+6000	14º	14º
85	Tmp	348	4.158	13:24:48.16		0		+6000	14º	14º

<b>Etapa B</b>	<b>Num</b>	<b>120</b>	<b>Pen</b>	<b>0</b>	<b>PCZ</b>	<b>0</b>	<b>Total PP</b>	<b>150000</b>	<b>PG</b>	<b>2</b>
----------------	------------	------------	------------	----------	------------	----------	-----------------	---------------	-----------	----------

<b>Num</b>	<b>69</b>	<b>A PG</b>	<b>2</b>	<b>14º</b>	<b>B PG</b>	<b>2</b>	<b>14º</b>	<b>Tot PG</b>	<b>4</b>	<b>Col.</b>	<b>14º</b>
------------	-----------	-------------	----------	------------	-------------	----------	------------	---------------	----------	-------------	------------



# RALLY DE PIÇARRAS - CAMPEONATO RALLY SC 2012



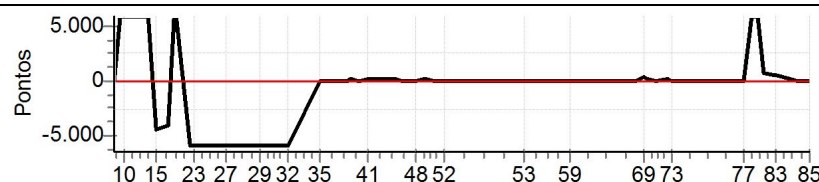
## Performance Individual

PC	Tp	Trc	DistPC	Ideal	Passagem	Pen	Erro	Pontos	NoPC	AtePC
<b>N</b>	<b>121</b>	121 / Carlos Alberto da Gama Correa / Vanessa C. Martibelli								
<b>u</b>		Cat / NL / Largada ESTREANTES / 70 / 09:40:00								
<b>m</b>	<b>12º</b>	Blumenau SUZUKI VITARA								
PC	Tp	Trc	DistPC	Ideal	Passagem	Pen	Erro	Pontos	NoPC	AtePC
8	Tmp	31	0.615	10:23:51.58	10:23:55.69	0	4.1s	+41	11º	11º
9	Tmp	37	1.469	10:25:35.68		0		+6000	13º	12º
10	Tmp	40	1.896	10:26:39.49		0		+6000	13º	13º
11	Tmp	44	2.401	10:28:10.70		0		+6000	13º	13º
13	Tmp	53	3.389	10:32:05.73		0		+6000	13º	13º
14	Tmp	56	3.770	10:32:55.05		0		+6000	13º	13º
15	Tmp	63	0.322	10:35:00.56	10:27:28.80	0	7m31s	-4518	13º	13º
16	Tmp	71	1.859	10:37:53.70	10:30:56.91	0	6m56s	-4168	13º	13º
17	Tmp	75	2.686	10:39:34.64		0		+6000	13º	13º
20	Tmp	79	0.200	10:40:16.65		0		+6000	13º	13º
22	Tmp	89	0.874	10:43:55.55	10:32:30.19	0	11m25s	-6000	13º	13º
23	Tmp	93	0.051	10:44:57.05	10:33:34.91	0	11m22s	-6000	13º	13º
24	Tmp	99	0.053	10:46:21.39	10:34:53.11	0	11m28s	-6000	13º	13º
25	Tmp	102	0.051	10:47:21.34	10:35:47.09	0	11m34s	-6000	13º	13º
26	Tmp	109	0.053	10:52:10.58	10:40:49.55	0	11m21s	-6000	13º	13º
27	Tmp	112	0.051	10:53:10.53	10:41:47.98	0	11m22s	-6000	13º	13º
28	Tmp	119	1.024	11:00:18.90	10:48:09.89	0	12m09s	-6000	13º	13º
29	Tmp	125	0.403	11:01:46.43	10:49:28.55	0	12m17s	-6000	13º	13º
30	Tmp	129	0.888	11:02:56.57	10:50:52.69	0	12m03s	-6000	13º	13º
31	Tmp	135	0.444	11:04:35.69	10:52:21.76	0	12m13s	-6000	13º	13º
32	Tmp	143	0.488	11:09:05.30	10:57:58.56	0	11m06s	-6000	13º	13º
35	Tmp	155	0.373	11:17:50.22	11:17:52.73	0	2.5s	+25	8º	13º
36	Tmp	159	0.044	11:25:02.68	11:25:11.70	0	9.0s	+90	11º	13º
37	Tmp	161	0.266	11:25:37.79	11:25:47.38	0	9.6s	+96	10º	13º
38	Tmp	163	0.615	11:26:20.23	11:26:33.56	0	13.3s	+133	10º	13º
39	Tmp	167	0.105	11:27:24.06	11:27:23.15	0	0.9s	-9	8º	13º
40	Tmp	169	0.597	11:28:19.76	11:28:22.06	0	2.3s	+23	7º	13º
41	Tmp	174	1.593	11:30:14.52	11:30:35.13	0	20.6s	+206	10º	13º
42	Tmp	185	0.961	11:36:50.04	11:37:06.67	0	16.6s	+166	10º	13º
43	Tmp	186	1.226	11:37:23.24	11:37:37.23	0	14.0s	+140	10º	13º
44	Tmp	191	0.104	11:38:55.12	11:38:53.48	0	1.6s	-16	7º	13º
45	Tmp	195	0.044	11:40:07.32	11:40:13.18	0	5.9s	+59	9º	13º
46	Tmp	197	0.244	11:40:37.47	11:40:40.01	0	2.5s	+25	9º	13º
47	Tmp	199	0.854	11:41:40.78	11:41:44.61	0	3.8s	+38	9º	13º
48	Tmp	205	0.478	11:43:02.64	11:43:06.93	0	4.3s	+43	9º	13º
49	Tmp	209	1.635	11:45:05.40	11:45:15.09	0	9.7s	+97	9º	13º
50	Tmp	211	1.733	11:45:20.17	11:45:30.70	0	10.5s	+105	9º	13º
51	Tmp	215	0.972	11:47:40.12	11:47:42.75	0	2.6s	+26	5º	13º
52	Tmp	221	2.338	11:49:58.39	11:50:00.47	0	2.1s	+21	7º	13º
<b>Etapa A</b>	<b>Num</b>	<b>121</b>	<b>Pen</b>	<b>0</b>	<b>PCZ</b>	<b>0</b>	<b>Total PP</b>	<b>117788</b>	<b>PG</b>	<b>3</b>
53	Tmp	235	0.754	12:10:48.05	12:10:49.19	0	1.1s	+11	6º	6º
54	Tmp	238	4.407	12:16:17.97	12:16:22.48	0	4.5s	+45	9º	7º
55	Tmp	243	0.248	12:19:15.95	12:19:18.51	0	2.6s	+26	7º	7º
56	Tmp	249	0.461	12:20:33.56	12:20:39.53	0	6.0s	+60	9º	8º
57	Tmp	250	0.779	12:21:18.97	12:21:24.04	0	5.1s	+51	10º	8º
58	Tmp	254	1.201	12:22:32.17	12:22:28.97	0	3.2s	-32	9º	8º
59	Tmp	257	0.230	12:23:17.55	12:23:20.79	0	3.2s	+32	7º	8º
68	Tmp	285	1.352	12:40:34.02	12:40:34.62	0	0.6s	+6	6º	8º
69	Tmp	290	0.508	12:42:29.63	12:43:04.07	0	34.4s	+344	13º	8º
70	Tmp	291	0.859	12:43:14.87	12:43:34.78	0	19.9s	+199	10º	9º
71	Tmp	298	0.342	12:45:34.33	12:45:43.61	0	9.3s	+93	8º	9º
72	Tmp	303	1.090	12:48:30.86	12:48:50.66	0	19.8s	+198	11º	9º
73	Tmp	305	1.623	12:49:43.86	12:49:52.69	0	8.8s	+88	10º	9º
74	Tmp	311	0.914	13:06:26.79	13:06:28.79	0	2.0s	+20	6º	9º
75	Tmp	312	1.268	13:07:03.89	13:07:08.33	0	4.4s	+44	8º	9º
76	Tmp	314	1.612	13:07:44.78	13:07:48.02	0	3.2s	+32	8º	9º
77	Tmp	316	2.192	13:08:48.28	13:08:51.08	0	2.8s	+28	8º	9º

PC	Tp	Trc	DistPC	Ideal	Passagem	Pen	Erro	Pontos	NoPC	AtePC
78	Tmp	321	0.333	13:10:26.41		0		+6000	13º	11º
79	Tmp	323	0.581	13:10:56.76		0		+6000	13º	11º
80	Tmp	326	1.106	13:12:09.84		0		+6000	13º	11º
81	Tmp	333	0.076	13:14:00.47	13:15:08.30	0	1m07s	+678	10º	11º
82	Tmp	337	1.243	13:16:11.90	13:17:09.49	0	57.6s	+576	10º	11º
83	Tmp	338	1.687	13:16:59.72	13:18:04.89	0	1m05s	+652	11º	11º
84	Tmp	345	2.130	13:22:38.57	13:22:38.57	0	0.0s	0	1º	11º
85	Tmp	348	4.158	13:25:48.16	13:25:49.15	0	1.0s	+10	7º	11º

<b>Etapa B</b>	<b>Num</b>	<b>121</b>	<b>Pen</b>	<b>0</b>	<b>PCZ</b>	<b>1</b>	<b>Total PP</b>	<b>20519</b>	<b>PG</b>	<b>5</b>
----------------	------------	------------	------------	----------	------------	----------	-----------------	--------------	-----------	----------

<b>Num</b>	<b>70</b>	<b>A PG</b>	<b>3</b>	<b>13º</b>	<b>B PG</b>	<b>5</b>	<b>11º</b>	<b>Tot PG</b>	<b>8</b>	<b>Col.</b>	<b>12º</b>
------------	-----------	-------------	----------	------------	-------------	----------	------------	---------------	----------	-------------	------------





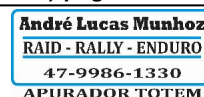
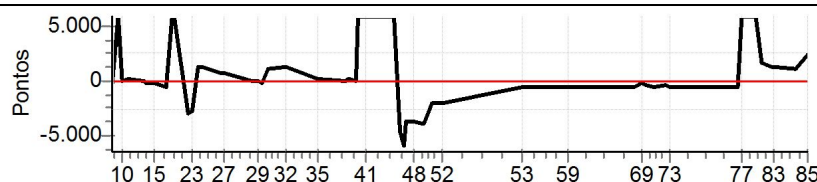
Performance Individual

PC	Tp	Trc	DistPC	Ideal	Passagem	Pen	Erro	Pontos	NoPC	AtePC
<b>N</b>	<b>122</b>	122 / Joao Alexandre Hwzzdalech / Maria Eduarda Silva								
<b>u</b>	<b>13º</b>		Cat / NL / Largada		ESTREANTES / 71 / 09:41:00					
<b>m</b>	Blumenau			ENGESA						
PC	Tp	Trc	DistPC	Ideal	Passagem	Pen	Erro	Pontos	NoPC	AtePC
8	Tmp	31	0.615	10:24:51.58	10:24:29.59	0	22.0s	-220	13º	13º
9	Tmp	37	1.469	10:26:35.68		0		+6000	12º	13º
10	Tmp	40	1.896	10:27:39.49	10:27:33.47	0	6.0s	-60	9º	12º
11	Tmp	44	2.401	10:29:10.70	10:29:33.01	0	22.3s	+223	11º	12º
13	Tmp	53	3.389	10:33:05.73	10:33:00.98	0	4.8s	-48	10º	12º
14	Tmp	56	3.770	10:33:55.05	10:33:45.90	0	9.2s	-92	10º	12º
15	Tmp	63	0.322	10:36:00.56	10:35:39.38	0	21.2s	-212	10º	12º
16	Tmp	71	1.859	10:38:53.70	10:38:06.44	0	47.3s	-473	12º	12º
17	Tmp	75	2.686	10:40:34.64		0		+6000	12º	12º
20	Tmp	79	0.200	10:41:16.65		0		+6000	12º	12º
22	Tmp	89	0.874	10:44:55.55	10:39:50.96	0	5m04s	-3046	12º	12º
23	Tmp	93	0.051	10:45:57.05	10:41:17.21	0	4m39s	-2798	12º	12º
24	Tmp	99	0.053	10:47:21.39	10:49:34.96	0	2m13s	+1336	12º	12º
25	Tmp	102	0.051	10:48:21.34	10:50:32.65	0	2m11s	+1313	12º	12º
26	Tmp	109	0.053	10:53:10.58	10:54:27.42	0	1m16s	+768	11º	12º
27	Tmp	112	0.051	10:54:10.53	10:55:28.37	0	1m17s	+778	12º	12º
28	Tmp	119	1.024	11:01:18.90	11:01:27.36	0	8.5s	+85	11º	12º
29	Tmp	125	0.403	11:02:46.43	11:02:43.87	0	2.6s	[-26]	8º	12º
30	Tmp	129	0.888	11:03:56.57	11:03:47.30	0	9.3s	-93	11º	12º
31	Tmp	135	0.444	11:05:35.69	11:07:38.91	0	2m03s	+1232	11º	12º
32	Tmp	143	0.488	11:10:05.30	11:12:23.84	0	2m18s	[+1385]	12º	12º
35	Tmp	155	0.373	11:18:50.22	11:19:09.55	0	19.3s	+193	12º	12º
36	Tmp	159	0.044	11:26:02.68	11:26:08.32	0	5.6s	+56	9º	12º
37	Tmp	161	0.266	11:26:37.79	11:26:58.32	0	20.5s	+205	13º	12º
38	Tmp	163	0.615	11:27:20.23	11:27:39.47	0	19.2s	+192	12º	12º
39	Tmp	167	0.105	11:28:24.06	11:28:24.18	0	0.1s	[+1]	2º	12º
40	Tmp	169	0.597	11:29:19.76	13:08:33.96	0	01h39m	+6000	13º	12º
41	Tmp	174	1.593	11:31:14.52	13:14:35.54	0	01h43m	+6000	13º	12º
42	Tmp	185	0.961	11:37:50.04		0		+6000	13º	12º
43	Tmp	186	1.226	11:38:23.24	13:15:08.73	0	01h36m	+6000	13º	12º
44	Tmp	191	0.104	11:39:55.12	11:32:05.58	0	7m49s	-4695	13º	12º
45	Tmp	195	0.044	11:41:07.32	11:31:13.36	0	9m54s	-5940	12º	12º
46	Tmp	197	0.244	11:41:37.47	11:35:19.53	0	6m17s	-3779	13º	12º
47	Tmp	199	0.854	11:42:40.78	11:36:25.74	0	6m15s	-3750	13º	12º
48	Tmp	205	0.478	11:44:02.64	11:37:52.24	0	6m10s	-3704	13º	12º
49	Tmp	209	1.635	11:46:05.40	11:39:42.79	0	6m22s	-3826	13º	12º
50	Tmp	211	1.733	11:46:20.17	11:39:55.32	0	6m24s	-3849	13º	12º
51	Tmp	215	0.972	11:48:40.12	11:45:11.85	0	3m28s	-2083	13º	12º
52	Tmp	221	2.338	11:50:58.39	11:47:29.12	0	3m29s	-2093	13º	12º
<b>Etapa A</b>	<b>Num</b>	<b>122</b>	<b>Pen</b>	<b>0</b>	<b>PCZ</b>	<b>0</b>	<b>Total PP</b>	<b>89142</b>	<b>PG</b>	<b>4</b>
53	Tmp	235	0.754	12:11:48.05	12:10:51.58	0	56.5s	-565	12º	12º
54	Tmp	238	4.407	12:17:17.97	12:16:33.17	0	44.8s	-448	12º	12º
55	Tmp	243	0.248	12:20:15.95	12:19:29.10	0	46.9s	-469	13º	13º
56	Tmp	249	0.461	12:21:33.56	12:20:42.74	0	50.8s	-508	13º	13º
57	Tmp	250	0.779	12:22:18.97	12:21:27.23	0	51.7s	-517	13º	13º
58	Tmp	254	1.201	12:23:32.17	12:22:33.17	0	59.0s	-590	13º	13º
59	Tmp	257	0.230	12:24:17.55	12:23:23.13	0	54.4s	-544	11º	12º
68	Tmp	285	1.352	12:41:34.02	12:40:36.99	0	57.0s	-570	13º	12º
69	Tmp	290	0.508	12:43:29.63	12:43:12.02	0	17.6s	-176	8º	12º
70	Tmp	291	0.859	12:44:14.87	12:43:47.50	0	27.4s	-274	12º	12º
71	Tmp	298	0.342	12:46:34.33	12:45:46.69	0	47.6s	-476	12º	12º
72	Tmp	303	1.090	12:49:30.86	12:48:54.54	0	36.3s	-363	13º	12º
73	Tmp	305	1.623	12:50:43.86	12:49:56.67	0	47.2s	-472	13º	12º
74	Tmp	311	0.914	13:07:26.79	13:06:32.63	0	54.2s	-542	13º	12º
75	Tmp	312	1.268	13:08:03.89	13:07:10.88	0	53.0s	-530	13º	12º
76	Tmp	314	1.612	13:08:44.78	13:07:50.12	0	54.7s	-547	11º	12º
77	Tmp	316	2.192	13:09:48.28		0		+6000	13º	12º

PC	Tp	Trc	DistPC	Ideal	Passagem	Pen	Erro	Pontos	NoPC	AtePC
78	Tmp	321	0.333	13:11:26.41		0		+6000	12º	12º
79	Tmp	323	0.581	13:11:56.76		0		+6000	12º	13º
80	Tmp	326	1.106	13:13:09.84		0		+6000	12º	13º
81	Tmp	333	0.076	13:15:00.47	13:17:42.62	0	2m42s	+1622	13º	13º
82	Tmp	337	1.243	13:17:11.90	13:19:32.56	0	2m20s	+1407	12º	13º
83	Tmp	338	1.687	13:17:59.72	13:20:21.54	0	2m21s	+1418	12º	13º
84	Tmp	345	2.130	13:23:38.57	13:25:38.38	0	1m59s	+1198	12º	13º
85	Tmp	348	4.158	13:26:48.16	13:30:50.70	0	4m02s	[+2425]	13º	13º

<b>Etapa B</b>	<b>Num</b>	<b>122</b>	<b>Pen</b>	<b>0</b>	<b>PCZ</b>	<b>0</b>	<b>Total PP</b>	<b>37236</b>	<b>PG</b>	<b>3</b>
----------------	------------	------------	------------	----------	------------	----------	-----------------	--------------	-----------	----------

<b>Num</b>	<b>71</b>	<b>A PG</b>	<b>4</b>	<b>12º</b>	<b>B PG</b>	<b>3</b>	<b>13º</b>	<b>Tot PG</b>	<b>7</b>	<b>Col.</b>	<b>13º</b>
------------	-----------	-------------	----------	------------	-------------	----------	------------	---------------	----------	-------------	------------



# RALLY DE PIÇARRAS - CAMPEONATO RALLY SC 2012



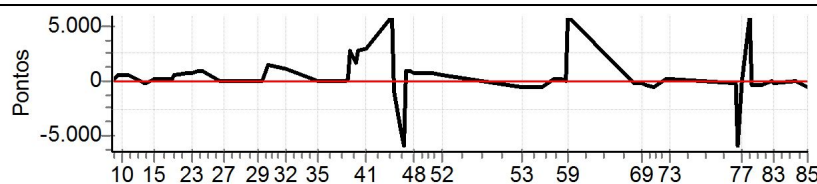
## Performance Individual

PC	Tp	Trc	DistPC	Ideal	Passagem	Pen	Erro	Pontos	NoPC	AtePC
<b>N</b>	<b>123</b>	123 / Michel Tierschnabel / Clovis Lorenzi								
<b>u</b>		Cat / NL / Largada ESTREANTES / 72 / 09:42:00								
<b>m</b>	<b>11º</b>	Joinville TROLLER								
PC	Tp	Trc	DistPC	Ideal	Passagem	Pen	Erro	Pontos	NoPC	AtePC
8	Tmp	31	0.615	10:25:51.58	10:25:53.96	0	2.4s	[+24]	9º	9º
9	Tmp	37	1.469	10:27:35.68	10:28:27.68	0	52.0s	+520	11º	8º
10	Tmp	40	1.896	10:28:39.49	10:29:34.88	0	55.4s	+554	12º	11º
11	Tmp	44	2.401	10:30:10.70	10:31:16.22	0	1m05s	+655	12º	11º
13	Tmp	53	3.389	10:34:05.73	10:33:47.88	0	17.9s	-179	11º	11º
14	Tmp	56	3.770	10:34:55.05	10:34:33.43	0	21.6s	-216	11º	11º
15	Tmp	63	0.322	10:37:00.56	10:37:17.43	0	16.9s	+169	9º	11º
16	Tmp	71	1.859	10:39:53.70	10:40:03.77	0	10.1s	+101	9º	11º
17	Tmp	75	2.686	10:41:34.64	10:41:53.46	0	18.8s	+188	10º	11º
20	Tmp	79	0.200	10:42:16.65	10:43:11.87	0	55.2s	+552	10º	11º
22	Tmp	89	0.874	10:45:55.55	10:47:05.53	0	1m10s	+700	10º	11º
23	Tmp	93	0.051	10:46:57.05	10:48:15.88	0	1m18s	+788	10º	11º
24	Tmp	99	0.053	10:48:21.39	10:49:50.21	0	1m28s	+888	10º	11º
25	Tmp	102	0.051	10:49:21.34	10:50:50.28	0	1m28s	+889	10º	10º
26	Tmp	109	0.053	10:54:10.58	10:54:10.55	0	0.0s	0	1º	10º
27	Tmp	112	0.051	10:55:10.53	10:55:09.16	0	1.4s	-14	5º	10º
28	Tmp	119	1.024	11:02:18.90	11:02:25.02	0	6.1s	+61	10º	10º
29	Tmp	125	0.403	11:03:46.43	11:03:52.65	0	6.2s	+62	10º	10º
30	Tmp	129	0.888	11:04:56.57	11:05:04.07	0	7.5s	+75	10º	10º
31	Tmp	135	0.444	11:06:35.69	11:08:57.21	0	2m21s	+1415	12º	10º
32	Tmp	143	0.488	11:11:05.30	11:12:58.10	0	1m52s	+1128	11º	10º
35	Tmp	155	0.373	11:19:50.22	11:19:53.15	0	2.9s	[+29]	9º	10º
36	Tmp	159	0.044	11:27:02.68	11:27:11.80	0	9.1s	+91	12º	10º
37	Tmp	161	0.266	11:27:37.79	11:27:47.72	0	9.9s	+99	11º	10º
38	Tmp	163	0.615	11:28:20.23	11:33:01.73	0	4m41s	+2815	13º	11º
39	Tmp	167	0.105	11:29:24.06	11:32:18.15	0	2m54s	+1741	13º	11º
40	Tmp	169	0.597	11:30:19.76	11:34:55.50	0	4m35s	+2757	12º	11º
41	Tmp	174	1.593	11:32:14.52	11:37:10.70	0	4m56s	[+2962]	12º	11º
42	Tmp	185	0.961	11:38:50.04	13:11:50.83	0	01h33m	+6000	12º	11º
43	Tmp	186	1.226	11:39:23.24	11:37:49.12	0	1m34s	-941	12º	11º
44	Tmp	191	0.104	11:40:55.12	11:33:56.79	0	6m58s	-4183	12º	11º
45	Tmp	195	0.044	11:42:07.32	11:31:42.80	0	10m24s	-6000	13º	11º
46	Tmp	197	0.244	11:42:37.47	11:44:01.91	0	1m24s	+844	12º	11º
47	Tmp	199	0.854	11:43:40.78	11:45:05.83	0	1m25s	+851	12º	11º
48	Tmp	205	0.478	11:45:02.64	11:46:14.00	0	1m11s	+714	12º	11º
49	Tmp	209	1.635	11:47:05.40	11:48:13.70	0	1m08s	+683	12º	11º
50	Tmp	211	1.733	11:47:20.17	11:48:27.60	0	1m07s	+674	12º	11º
51	Tmp	215	0.972	11:49:40.12	11:50:59.20	0	1m19s	+791	11º	11º
52	Tmp	221	2.338	11:51:58.39	11:53:03.33	0	1m04s	+649	11º	11º
<b>Etapa A</b>	<b>Num</b>	<b>123</b>	<b>Pen</b>	<b>0</b>	<b>PCZ</b>	<b>1</b>	<b>Total PP</b>	<b>38987</b>	<b>PG</b>	<b>5</b>
53	Tmp	235	0.754	12:12:48.05	12:11:51.30	0	56.8s	-568	13º	13º
54	Tmp	238	4.407	12:18:17.97	12:17:18.88	0	59.1s	-591	13º	13º
55	Tmp	243	0.248	12:21:15.95	12:21:30.41	0	14.5s	+145	11º	12º
56	Tmp	249	0.461	12:22:33.56	12:22:52.39	0	18.8s	+188	11º	12º
57	Tmp	250	0.779	12:23:18.97	12:23:33.49	0	14.5s	+145	11º	12º
58	Tmp	254	1.201	12:24:32.17	12:24:32.97	0	0.8s	+8	3º	12º
59	Tmp	257	0.230	12:25:17.55		0		+6000	13º	13º
68	Tmp	285	1.352	12:42:34.02	12:42:14.35	0	19.7s	-197	12º	13º
69	Tmp	290	0.508	12:44:29.63	12:44:09.36	0	20.3s	-203	10º	13º
70	Tmp	291	0.859	12:45:14.87	12:44:44.30	0	30.6s	-306	13º	13º
71	Tmp	298	0.342	12:47:34.33	12:46:31.17	0	1m03s	-632	13º	13º
72	Tmp	303	1.090	12:50:30.86	12:50:57.24	0	26.4s	[+264]	12º	13º
73	Tmp	305	1.623	12:51:43.86	12:52:05.23	0	21.4s	+214	12º	13º
74	Tmp	311	0.914	13:08:26.79	13:08:11.44	0	15.4s	-154	11º	13º
75	Tmp	312	1.268	13:09:03.89	13:08:45.64	0	18.3s	-183	11º	13º
76	Tmp	314	1.612	13:09:44.78	11:42:16.56	0	01h27m	-6000	13º	13º
77	Tmp	316	2.192	13:10:48.28	13:10:23.35	0	24.9s	-249	11º	13º

PC	Tp	Trc	DistPC	Ideal	Passagem	Pen	Erro	Pontos	NoPC	AtePC
78	Tmp	321	0.333	13:12:26.41		0		+6000	11º	13º
79	Tmp	323	0.581	13:12:56.76	13:12:23.65	0	33.1s	-331	10º	12º
80	Tmp	326	1.106	13:14:09.84	13:13:26.96	0	42.9s	-429	10º	12º
81	Tmp	333	0.076	13:16:00.47	13:15:25.24	0	35.2s	-352	9º	12º
82	Tmp	337	1.243	13:18:11.90	13:18:06.24	0	5.7s	-57	7º	12º
83	Tmp	338	1.687	13:18:59.72	13:18:44.26	0	15.5s	-155	9º	12º
84	Tmp	345	2.130	13:24:38.57	13:24:35.56	0	3.0s	[-30]	9º	12º
85	Tmp	348	4.158	13:27:48.16	13:26:43.35	0	1m04s	-648	11º	12º

<b>Etapa B</b>	<b>Num</b>	<b>123</b>	<b>Pen</b>	<b>0</b>	<b>PCZ</b>	<b>0</b>	<b>Total PP</b>	<b>23755</b>	<b>PG</b>	<b>4</b>
----------------	------------	------------	------------	----------	------------	----------	-----------------	--------------	-----------	----------

<b>Num</b>	<b>72</b>	<b>A PG</b>	<b>5</b>	<b>11º</b>	<b>B PG</b>	<b>4</b>	<b>12º</b>	<b>Tot PG</b>	<b>9</b>	<b>Col.</b>	<b>11º</b>
------------	-----------	-------------	----------	------------	-------------	----------	------------	---------------	----------	-------------	------------



RALLY DE PIÇARRAS - CAMPEONATO RALLY SC 2012



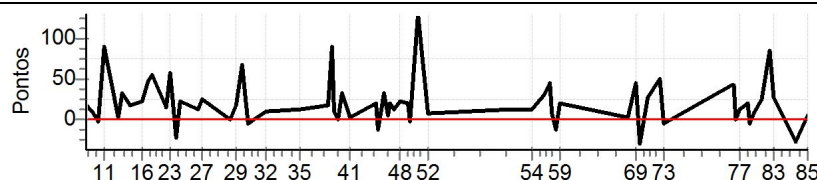
Performance Individual

PC	Tp	Trc	DistPC	Ideal	Passagem	Pen	Erro	Pontos	NoPC	AtePC
<b>N</b>	<b>124</b>	124 / Daniel Muller / Jackson Decker								
<b>u</b>	<b>6°</b>	Cat / NL / Largada ESTREANTES / 73 / 09:43:00								
<b>m</b>	<b>6°</b>									
PC	Tp	Trc	DistPC	Ideal	Passagem	Pen	Erro	Pontos	NoPC	AtePC
8	Tmp	31	0.615	10:26:51.58	10:26:53.45	0	1.9s	+19	6°	6°
9	Tmp	37	1.469	10:28:35.68	10:28:36.71	0	1.0s	+10	5°	6°
10	Tmp	40	1.896	10:29:39.49	10:29:39.34	0	0.2s	-2	1°	4°
11	Tmp	44	2.401	10:31:10.70	10:31:19.72	0	9.0s	+90	6°	4°
13	Tmp	53	3.389	10:35:05.73	10:35:05.89	0	0.2s	+2	1°	4°
14	Tmp	56	3.770	10:35:55.05	10:35:58.28	0	3.2s	+32	7°	5°
15	Tmp	63	0.322	10:38:00.56	10:38:02.26	0	1.7s	+17	7°	5°
16	Tmp	71	1.859	10:40:53.70	10:40:55.98	0	2.3s	+23	6°	5°
17	Tmp	75	2.686	10:42:34.64	10:42:39.38	0	4.7s	+47	6°	6°
20	Tmp	79	0.200	10:43:16.65	10:43:22.27	0	5.6s	+56	6°	6°
22	Tmp	89	0.874	10:46:55.55	10:46:57.08	0	1.5s	+15	4°	6°
23	Tmp	93	0.051	10:47:57.05	10:48:02.89	0	5.8s	+58	6°	6°
24	Tmp	99	0.053	10:49:21.39	10:49:19.13	0	2.3s	-23	6°	6°
25	Tmp	102	0.051	10:50:21.34	10:50:23.56	0	2.2s	+22	6°	6°
26	Tmp	109	0.053	10:55:10.58	10:55:11.77	0	1.2s	+12	5°	6°
27	Tmp	112	0.051	10:56:10.53	10:56:13.03	0	2.5s	[+25]	8°	6°
28	Tmp	119	1.024	11:03:18.90	11:03:18.83	0	0.1s	-1	1°	6°
29	Tmp	125	0.403	11:04:46.43	11:04:48.22	0	1.8s	+18	7°	6°
30	Tmp	129	0.888	11:05:56.57	11:06:03.46	0	6.9s	+69	9°	6°
31	Tmp	135	0.444	11:07:35.69	11:07:35.09	0	0.6s	-6	5°	6°
32	Tmp	143	0.488	11:12:05.30	11:12:06.23	0	0.9s	+9	3°	6°
35	Tmp	155	0.373	11:20:50.22	11:20:51.65	0	1.4s	+14	7°	6°
36	Tmp	159	0.044	11:28:02.68	11:28:04.60	0	1.9s	+19	6°	6°
37	Tmp	161	0.266	11:28:37.79	11:28:47.03	0	9.2s	+92	9°	6°
38	Tmp	163	0.615	11:29:20.23	11:29:21.34	0	1.1s	+11	6°	6°
39	Tmp	167	0.105	11:30:24.06	11:30:24.15	0	0.1s	+1	1°	6°
40	Tmp	169	0.597	11:31:19.76	11:31:23.04	0	3.3s	+33	9°	6°
41	Tmp	174	1.593	11:33:14.52	11:33:14.68	0	0.2s	+2	2°	6°
42	Tmp	185	0.961	11:39:50.04	11:39:52.06	0	2.0s	+20	6°	6°
43	Tmp	186	1.226	11:40:23.24	11:40:22.09	0	1.2s	-12	7°	6°
44	Tmp	191	0.104	11:41:55.12	11:41:58.32	0	3.2s	+32	8°	6°
45	Tmp	195	0.044	11:43:07.32	11:43:07.69	0	0.4s	+4	3°	6°
46	Tmp	197	0.244	11:43:37.47	11:43:39.48	0	2.0s	+20	7°	6°
47	Tmp	199	0.854	11:44:40.78	11:44:42.13	0	1.4s	+14	7°	6°
48	Tmp	205	0.478	11:46:02.64	11:46:05.03	0	2.4s	[+24]	7°	6°
49	Tmp	209	1.635	11:48:05.40	11:48:07.40	0	2.0s	+20	8°	6°
50	Tmp	211	1.733	11:48:20.17	11:48:19.84	0	0.3s	-3	3°	6°
51	Tmp	215	0.972	11:50:40.12	11:50:53.24	0	13.1s	[+131]	8°	6°
52	Tmp	221	2.338	11:52:58.39	11:52:59.09	0	0.7s	+7	5°	6°
<b>Etapa A</b>	<b>Num</b>	<b>124</b>	<b>Pen</b>	<b>0</b>	<b>PCZ</b>	<b>0</b>	<b>Total PP</b>	<b>835</b>	<b>PG</b>	<b>10</b>
53	Tmp	235	0.754	12:13:48.05	12:13:49.29	0	1.2s	+12	7°	7°
54	Tmp	238	4.407	12:19:17.97	12:19:19.18	0	1.2s	+12	7°	8°
55	Tmp	243	0.248	12:22:15.95	12:22:19.05	0	3.1s	+31	8°	6°
56	Tmp	249	0.461	12:23:33.56	12:23:38.20	0	4.6s	+46	8°	6°
57	Tmp	250	0.779	12:24:18.97	12:24:19.75	0	0.8s	+8	6°	6°
58	Tmp	254	1.201	12:25:32.17	12:25:30.88	0	1.3s	-13	6°	6°
59	Tmp	257	0.230	12:26:17.55	12:26:19.51	0	2.0s	+20	6°	6°
68	Tmp	285	1.352	12:43:34.02	12:43:34.19	0	0.2s	+2	5°	6°
69	Tmp	290	0.508	12:45:29.63	12:45:34.09	0	4.5s	+45	4°	6°
70	Tmp	291	0.859	12:46:14.87	12:46:11.84	0	3.0s	[-30]	6°	6°
71	Tmp	298	0.342	12:48:34.33	12:48:37.16	0	2.8s	+28	5°	6°
72	Tmp	303	1.090	12:51:30.86	12:51:35.81	0	5.0s	+50	6°	6°
73	Tmp	305	1.623	12:52:43.86	12:52:43.49	0	0.4s	-4	8°	6°
74	Tmp	311	0.914	13:09:26.79	13:09:30.96	0	4.2s	+42	9°	6°
75	Tmp	312	1.268	13:10:03.89	13:10:08.13	0	4.2s	+42	7°	6°
76	Tmp	314	1.612	13:10:44.78	13:10:44.88	0	0.1s	+1	1°	6°
77	Tmp	316	2.192	13:11:48.28	13:11:49.46	0	1.2s	+12	7°	6°

PC	Tp	Trc	DistPC	Ideal	Passagem	Pen	Erro	Pontos	NoPC	AtePC
78	Tmp	321	0.333	13:13:26.41	13:13:28.51	0	2.1s	+21	6°	6°
79	Tmp	323	0.581	13:13:56.76	13:13:56.13	0	0.6s	-6	6°	6°
80	Tmp	326	1.106	13:15:09.84	13:15:10.59	0	0.8s	+8	5°	6°
81	Tmp	333	0.076	13:17:00.47	13:17:03.01	0	2.5s	+25	7°	6°
82	Tmp	337	1.243	13:19:11.90	13:19:20.42	0	8.5s	[+85]	8°	6°
83	Tmp	338	1.687	13:19:59.72	13:20:02.39	0	2.7s	+27	7°	6°
84	Tmp	345	2.130	13:25:38.57	13:25:35.91	0	2.7s	-27	8°	6°
85	Tmp	348	4.158	13:28:48.16	13:28:48.67	0	0.5s	+5	3°	6°

<b>Etapa B</b>	<b>Num</b>	<b>124</b>	<b>Pen</b>	<b>0</b>	<b>PCZ</b>	<b>0</b>	<b>Total PP</b>	<b>487</b>	<b>PG</b>	<b>10</b>
----------------	------------	------------	------------	----------	------------	----------	-----------------	------------	-----------	-----------

<b>Num</b>	<b>73</b>	<b>A PG</b>	<b>10</b>	<b>6°</b>	<b>B PG</b>	<b>10</b>	<b>6°</b>	<b>Tot PG</b>	<b>20</b>	<b>Col.</b>	<b>6°</b>
------------	-----------	-------------	-----------	-----------	-------------	-----------	-----------	---------------	-----------	-------------	-----------



**EDSON JOÃO DA COSTA**  
Diretor de Prova

**MANOEL DEFINO**  
Comissário Desportivo FAUESC